

# RC12L4 2WD On Road Pan Car

RC12L series • 1:12 scale • Electric Powered • 2WD On Road



# 12L4



**Length** 260mm  
**Drive** 2WD/RWD  
**Scale** 1:12  
**Power** Electric  
**Int. Gear Ratio** 1:1



#4017 12L4 On Road Kit



▶ **Battery Trays Shift Weight Forward or Back**



▶ **Upper Arm Mounts Allow 0°, 5°, 10° Reactive Caster**




Photo shows optional items not included in kit

**Feature**  
**chassis**  
**shocks**  
**tires/wheels**  
**rear axle**  
**turnbuckles**  
**bearings**  
**body**

**RC12L4**  
 graphite  
 Micro  
 no wheels/tires  
 graphite  
 blue titanium  
 bearing kit  
 none

# RC10L40 2WD Oval Pan Car

RC10L series • 1:10 scale • Electric Powered • 2WD Oval




# 10L40

**Length** 340mm  
**Track Width** 225mm  
**Wheelbase** 264mm  
**Drive** 2WD/RWD Oval  
**Scale** 1:10  
**Power** Electric  
**Int. Gear Ratio** 1:1



#8019 RC10L4 Oval Kit



▶ **3-Shock Volume Compensation System with Threaded Bodies**



▶ **Race-Proven Dynamic Strut Front Suspension**




Photo may show optional items not included in kit

**Feature**  
**chassis**  
**shocks**  
**tires/wheels**  
**rear axle**  
**turnbuckles**  
**bearings**  
**body**  
**Bias-Tray**

**10L4 Oval**  
 graphite  
 Macro/Micro  
 no wheels/tires  
 graphite  
 blue titanium  
 bearing kit  
 none  
 included