


1:10 Scale 4WD Electric Touring Car

TC5 FACTORY Team




- Length 372mm
- Track Width 190mm
- Wheelbase 259mm
- Drive 4WD
- Scale 1:10
- Power Electric
- Int. Gear Ratio 2.0:1
- Weight 525g (less options)




The rugged new A-arms pivot on 3mm inner hinge-pins and 2.5mm outer hinge pins



Newly designed composite ball differentials are super light for reduced rotational mass



VCS2 shock package features hard anodized threaded shock bodies with silicone shock bladders



The TC5's 2.5mm carbon fiber chassis and top plate together with the blue aluminum bulkheads makes for a very rigid chassis assembly

SPECS

<ul style="list-style-type: none"> Feature body shocks electronics wheels/tires driveshafts turnbuckles bearings differential 	<p>TC5 Factory Team</p> <ul style="list-style-type: none"> no body hard anodized threaded VCS2 shock bodies none none hardened steel CVAs with cross-pin retaining clips blue titanium shielded bearings Composite differentials with blue aluminum outdrive saver rings
--	---

FACTORY TEAM OPTIONS:




Photo shows optional items not included in kit

#30103 Factory Team TC5

