




Team Associated's championship-winning 1:12 scale kit is now optimized for 4-cell competition, and has been given the full Factory Team options package. We started with a **redesigned graphite chassis**, now flat-fronted with twin mini-bumpers for impact-damage resistance, and with tweak reference center holes already drilled in. The **steering servo mounts** are all new Factory Team blue aluminum items with multiple mounting points to fit most servos.



The blue 7075 T-6 aluminum rear hubs are all new, with a **single-clamp style left hub, and a dual-bearing supported right diff hub** featuring the large

"D" style locking diff rings (allowing the greater diameter ball pattern) as preferred by most of our Team drivers. The graphite-thru, Pro-style rear axle is from IRS.



The **rear suspension has also been optimized for 4-cell competition**, using a single VCS Micro-Shock, a thicker, more

rigid upper graphite pod plate, and your choice of two included fiberglass T-bars, .063 or .075".

Associated's winning record in 1:12 scale competition is unequalled, and the new 12L4 was designed with input from many of the top 1:12 scale racers in the world, including Mike Blackstock, winner and T.Q. of the 2004 Snowbirds Race, and Jon Orr, winner of the 2004 U.S. Indoor Championships at Cleveland.

#4017, 12L4 Factory Team 4-Cell On Road, \$299.99*

*Does not include body, wheels, tires, radio system, pinion gear, or electronics.



Features

- Dynamic Strut Front End now comes with 0°, 5°, and 10° arm mounts.
- Titanium turnbuckles.
- Lightweight aluminum screws.
- Adjustable servo mounts allows use of different size servos.
- Graphite chassis features adjustable 4 cell battery trays.
- VCS™ Micro Shock with its Volume Compensating System.
- NEW 3-bolt clamping hub design.
- Factory Team graphite axle.
- NEW large D-ring differential.
- Kimbrough spur gear.

Associated Electrics, Inc.
3585 Cadillac Ave.
Costa Mesa, CA 92626 U.S.A.
<http://www.TeamAssociated.com/>



The front suspension has been redesigned with **new upper arm mounts** which allow 0, 5, or 10 degrees of

reactive caster. The precision-ground upper hinge pin is now secured with two set screws, and cross-support is provided with a floating carbon fiber cross brace.

The 12L4 features **unique molded adjustable battery trays** which

allow the cells to sit as low as possible in the chassis, without having to file the graphite chassis battery cutouts. These trays provide approximately .150" (4mm) of battery movement to shift the weight of the cells forward for more steering, or backward for more rear traction.

