


# TC4 QUICK-START GUIDE


Before you start running your factory assembled TC4, review your Instruction Manual and this Quick-Start Guide.

**1**



Remove contents from box.


**2**



Charge your battery pack based on manufacturers suggested charging instructions.

\*(charger & battery not included)

**3**



Install AA batteries in transmitter.

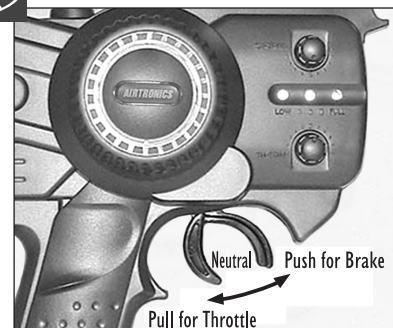
\*(AA batteries not included)

**4**



Install the battery pack.


**5**



Throttle set to neutral.

Neutral    Push for Brake  
Pull for Throttle

**6** No setup is required with the AI Speed Control. The speed control "learns" the neutral, full-speed forward and full-speed reverse points while the car is running.



Transmitter on first!  
Vehicle on second!

Pull forward!


**Please note:** Before you turn the vehicle on, the throttle **MUST** be in the neutral position. Be sure to **START THE MODEL IN THE FORWARD DIRECTION!**

**7**



Adjust steering trim until tires point straight.


**8**



Install body as shown.

Front  
Rear

**9** To shut your vehicle off:



Vehicle off first!  
Transmitter off second!