

RC82e

RACE - SPEC

BRUSHLESS
Ready-To-Run



#80908 RC8.2e RTR

1:8 Scale 4WD Electric Off Road Race Buggy Manual & Catalog

TEAM ASSOCIATED



Designed in California, USA



:: Introduction

Thank you for purchasing this Team Associated product. This manual contains instructions and tips for building and maintaining your new RC8.2e RTR. Please take a moment to read through it and familiarize yourself with these steps as they will help you to understand each component's function and show you some tips for getting the most out of your RC8.2e RTR. We are continually changing and improving our designs; therefore, actual parts may appear slightly different than the illustrations.

:: RC8.2e Platform Features

- XP SC1300-BL ESC with High Power Connector (works with 3S 11.1V or 4S 14.8V Lipo)
- Reedy 2000 KV motor
- High torque S2008MG Metal Gear Servo
- XP-SSi 2.4Ghz Radio System
- RC8e body with air scoops (#89523)
- RC8.2 racing suspension
- Low CG, 3mm thick 7075 Aluminum shock towers
- 16mm Big-Bore Aluminum Shocks bodies and Caps with Pre-load Clips
- Rubber shock boots
- Upgraded Dual bell-crank steering with reduced bump-steer
- Black hard-anodized 7075 Alum. Chassis with keyed suspension plates
- Aluminum steering knuckles for improved durability
- Alloy Steel Turnbuckles
- Caster blocks adjust 14, 16, or 18 degrees with molded inserts
- 10 mm thick arms
- Molded suspension pivot bushings for adjustable pivot height
- 4.30:1 ratio gearboxes
- Molded composite front and rear chassis braces
- Rigid one-piece motor mount utilizes standard motor screw mounting pattern
- Lowered, lightweight wing mount
- Large speed control mounting area raised off of chassis to allow for easy screw mounting of common speed controllers
- Speed control mounting area includes convenient switch-mounting boss
- Utilizes 3 hook-and-loop straps to secure LiPo batteries into battery tray
- Molded Battery tray supports 7.4 -14.8V battery packs with room for foam pads
- Requires 3S 11.1 V or 4S 14.8 V LiPo battery pack with High Power Connector (recommended #626 LiPo 14.8V, 5500 mAh, 60C, #733 LiPo 14.8V, 3700mAh, 35C).
- Sealed receiver box for proper electronics placement
- Receiver, Servo, and battery tray remove from car in one piece for easy maintenance and cleaning
- Convenient wire routing keeps critical electronic wires out of drivetrain components and simplifies disassembly
- Includes pinion gear (17T) and molded spur gear (46T)

:: Additional Items Needed

Your RC8.2e RTR requires the following items to complete your kit:

- Transmitter batteries (#302, 303 recommended)
- 3S 11.1v LiPo battery pack with High Power Connector
- OR-
- 4S 14.8v LiPo battery pack with High Power Connector (AE #626, 733)
- Battery charger (peak detection charger recommended) (AE #604)
- Needle nose pliers • Hobby knife • Reamer/hole punch • Ride Height Gauge (#1449 recommended)

:: Other Helpful Items

- Silicone Shock Fluid / Differential Fluid (Refer to catalog for complete listings)
- Body Scissors (AE Part # 1737)
- FT Hex Wrenches (AE Part # 1541, 1655)
- FT Nut Drivers (AE Part #1561, 1663-1668)
- Wire cutters
- Multi Tool (AE Part #7494)
- Calipers or a Precision Ruler
- Soldering Iron
- FT Threadlock (#1596)
- FT Turnbuckle Wrench (#89240)
- Green Slime shock lube (AE Part # 1105)

Associated Electrics, Inc.
26021 Commercentre Dr.
Lake Forest, CA 92630



Customer Service
Tel: 949.544.7500
Fax: 949.544.7501

Front Suspension

Anti Roll Bar:

- 2.2mm Black
- 2.5mm Silver
- 2.8mm Gold
- 3.0mm Black

Steering System:

- Stock Rack
- Swing Rack
- Bellcrank Rack



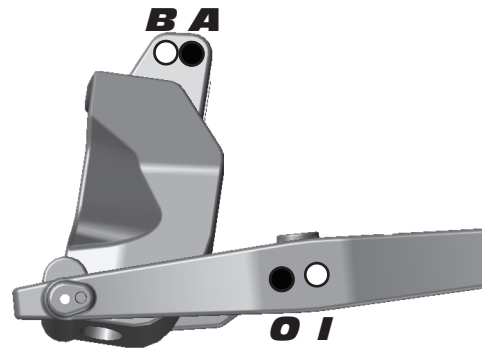
Bumpsteer Washers:

_____ 0

Camber: _____ -1

Caster: _____ 16 deg

Toe: _____ 0



Ride Height: _____ 29mm

Upper Hinge Pin Bushing

Front # 1 dot
Up Down

Rear # 2 dot
Up Down

B-Plate Type

Low Original

Kickup Bushing A-Plate

2 dot
Up Down

Rear Suspension


Anti Roll Bar:

- 2.2mm Black
- 2.5mm Silver
- 2.8mm Gold
- 3.0mm Black

Wheelbase:

- Long
- Medium
- Short

Camber: _____ -2



Ride Height: _____ 29mm

Toe Bushing D-Plate

3 degree
In Out

Squat Bushing C-Plate

2 dot
Up Down

Front Shocks

Spring: Front Silver 3.9 Shock Cap: Alum.
Shock Fluid: 30 weight Length: 102mm
Piston: 16mm Rebound: None

Rear Shocks

Spring: Rear Silver 3.3 Shock Cap: Alum.
Shock Fluid: 30 weight Length: 120mm
Piston: 16mm Rebound: None

Chassis Braces / Wheel Hex

Chassis Braces: Wheel Hex:
Pivot Narrow
Molded Wide
Aluminum

Chassis Weight

Weight: _____

Rear Hubs

Rear Hubs:
Standard
CNC FT Alum.

Differentials

Front Diff Fluid: 5,000
Center Diff Fluid: 5,000
Rear Diff Fluid: 5,000
Notes: _____

Drivetrain

Dogbone: _____
CVA: _____

Gearing

Spur Gear: _____
46T - Plastic
Pinion: _____
17T

Motor / ESC / Batteries

Motor & Wind: _____
ESC: _____
ESC Setting: _____
Batteries: _____

Tires

Tire (F/R): _____ / _____
Compound (F/R): _____ / _____
Inserts (F/R): _____ / _____
Wheel (F/R): _____ / _____
Notes: _____

Radio / Servos

Radio: _____
Steering Servo: _____ Steering Expo: _____
Brake Expo: _____
Initial Brake: _____ Drag Brake: _____
Dual Rate: _____

Race and Vehicle Comments













Qualify: _____ Main: _____ Finish: _____ TQ: _____
Comments: _____

Track Info















Traction: High Medium Low
Surface: Smooth Bumpy Blue Groove
Soft Dirt Grass Clay Wet
Astroturf Dusty Other: _____

:: Hardware - 1:1 Scale View















Flat Head (fhcs)

-  **3x8mm (25201)**
-  **3x10mm (25202)**
-  **3x12mm (25203)**
-  **3x14mm (89208)**
-  **3x16mm (89224)**
-  **3x18mm (89209)**
-  **3x20mm (89210)**
-  **3x22mm (89455)**
-  **3x26mm (89211)**
-  **4x6mm (89213)**
-  **4x12mm (89214)**
-  **4x14mm (89217)**





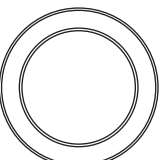
Cap Head (shcs)

-  **2.5x8mm (89222)**
-  **3x8mm (89223)**
-  **3x10mm (25620)**
-  **3x12mm (89454)**
-  **3x16mm (89224)**
-  **3x18mm (25191)**
-  **3x20mm (25192)**
-  **3x22mm (89474)**
-  **3x24mm (89225)**
-  **3x26mm (89226)**
-  **3x28mm (89227)**
-  **3x40mm (89228)**
-  **3x45mm (89279)**
-  **3x50mm (89452)**







Button Head (bhcs)

-  **2.5x3mm (89201)**
-  **2.5x6mm (31520)**
-  **3x6mm (31531)**
-  **3x10mm (25211)**
-  **3x12mm (89202)**
-  **3x14mm (25187)**
-  **3x16mm (89203)**
-  **3x18mm (2308)**
-  **3x20mm (25188)**
-  **3x24mm (89204)**
-  **3x26mm (89205)**
-  **3x35mm (89453)**
-  **4x10mm (89206)**
-  **4x12mm (89207)**







Ball Bearings

-  **steering bearing (89161)**
-  **5x10mm (25237)**
-  **6x10mm (31404)**
-  **8x16mm (25236)**
-  **15x21mm (89162)**

Set Screws

-  **3x3mm (25225)**
-  **3x5mm (89219)**
-  **3x10mm (4671)**
-  **4x5mm (25226)**
-  **4x12mm (89220)**
-  **5x4mm (89221)**

Shims and Washers

-  **Ballstud Washer (9630)**
-  **3x5.6mm Steel Washer (89528)**
-  **2.5mm Washer (89278)**
-  **3x8mm Thin Washer (89218)**
-  **Diff Washer (89120)**
-  **Diff Shim (89117)**

:: Table of Contents

1.....Cover	24-25.....Shocks Install
2.....Introduction	25-30.....Radio Tray Assembly
3.....Table of Contents	30-31.....Wheel, Tires, and Body Assembly
4-5.....Front and Rear Diff Assembly	32-34.....TechTips
6-7.....Center Diff Assembly	35-44.....Catalog
7-8.....Steering, Servo, and Rear Camber Links Assembly	44.....Contact Info
8-10.....Shocks Assembly	45-46.....Notes
10.....Chassis Assembly	47.....Setup Sheet "Kit Setup"
10-12.....Steering Assembly	48.....1:1 Hardware "Fold Out"
12-13.....Front Gearbox Assembly	49.....Setup Sheet "Blank"
14-17.....Front Suspension Assembly	50.....Back Cover
17-19.....Rear Gearbox Assembly	
19-22.....Rear Suspension Assembly	
22-23.....Center Bulkhead Assembly	

:: Notes

This symbol indicates a special note or instruction in the manual.



There is a 1:1 hardware foldout page in the back of the manual. To check the size of a part, line up your hardware with the correct drawing until you find the exact size. Each part in the foldout has a number assigned to it for ordering replacement parts.

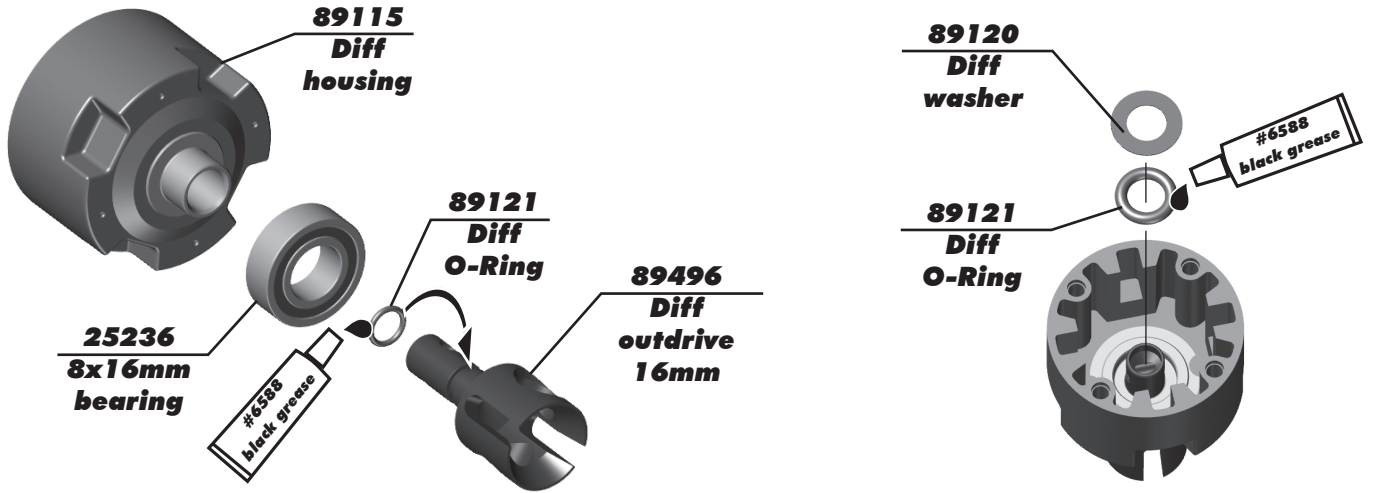
Associated Electrics, Inc.
26021 Commercentre Dr.
Lake Forest, CA 92630



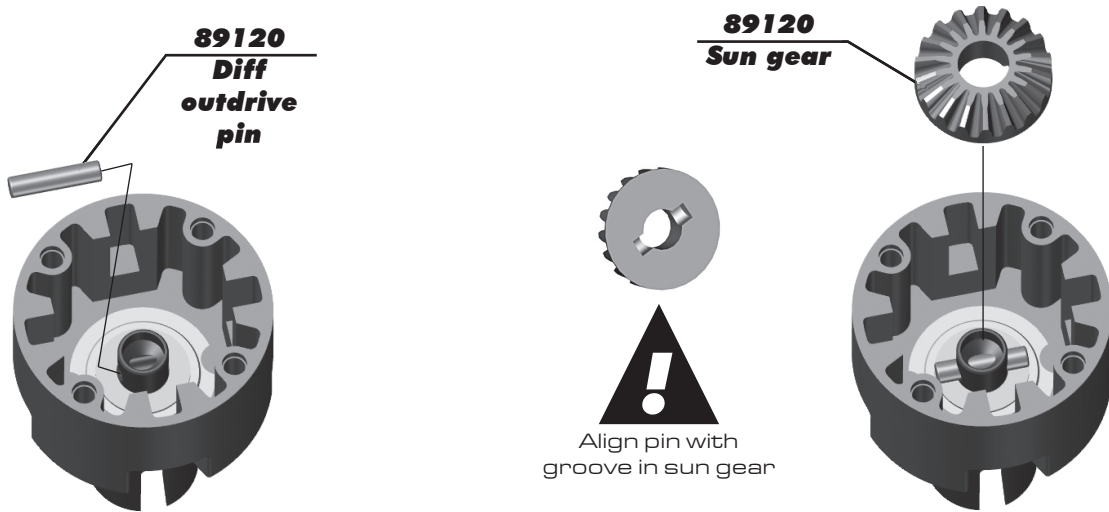
Customer Service
Tel: 949.544.7500
Fax: 949.544.7501

<http://www.TeamAssociated.com> • <http://www.RC10.com> • http://twitter.com/Team_Associated • <http://bit.ly/AEonFacebook>


:: Front/Rear Differential Assembly



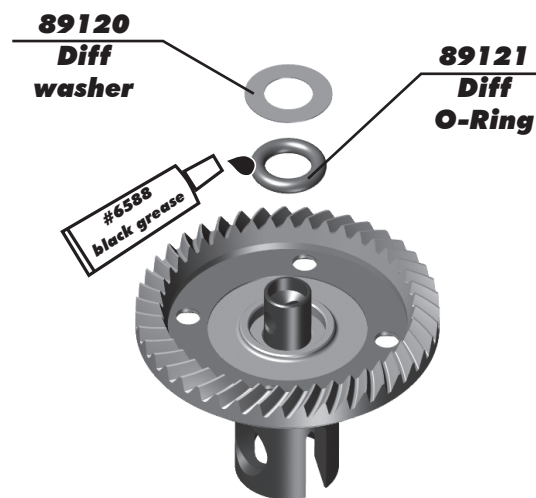
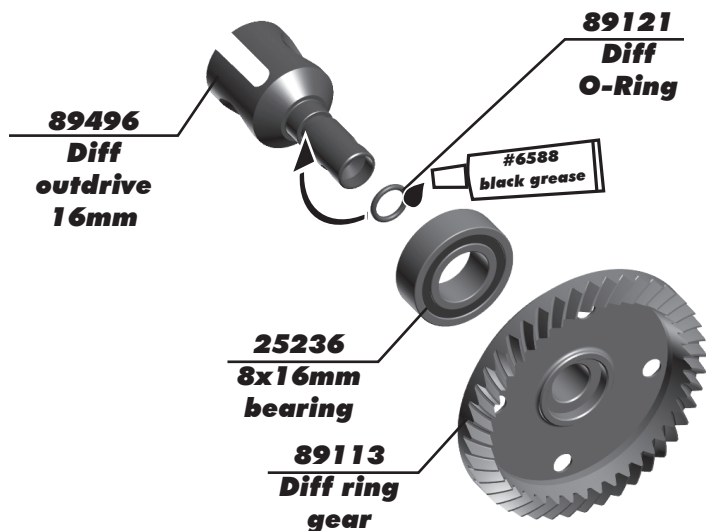
:: Front/Rear Differential Assembly (cont.)



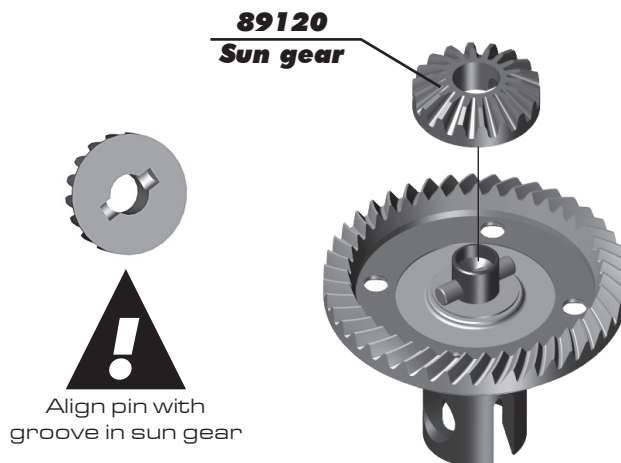
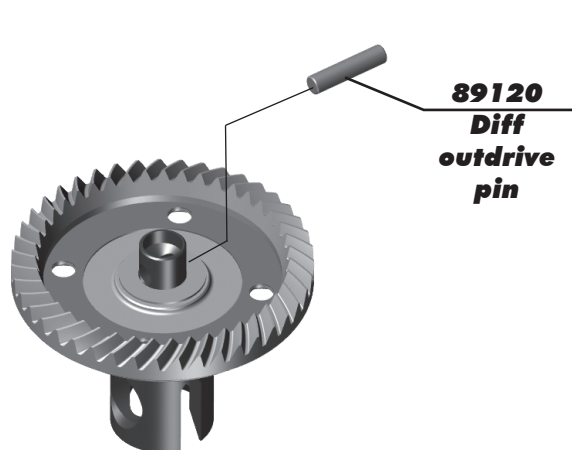
:: Front/Rear Differential Assembly (cont.)





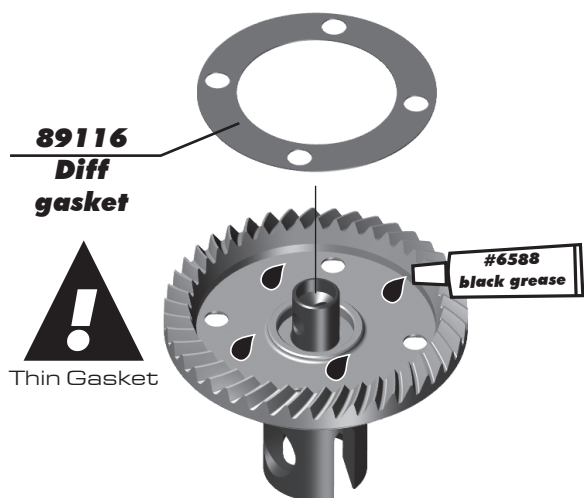
:: Front/Rear Differential Assembly (cont.)



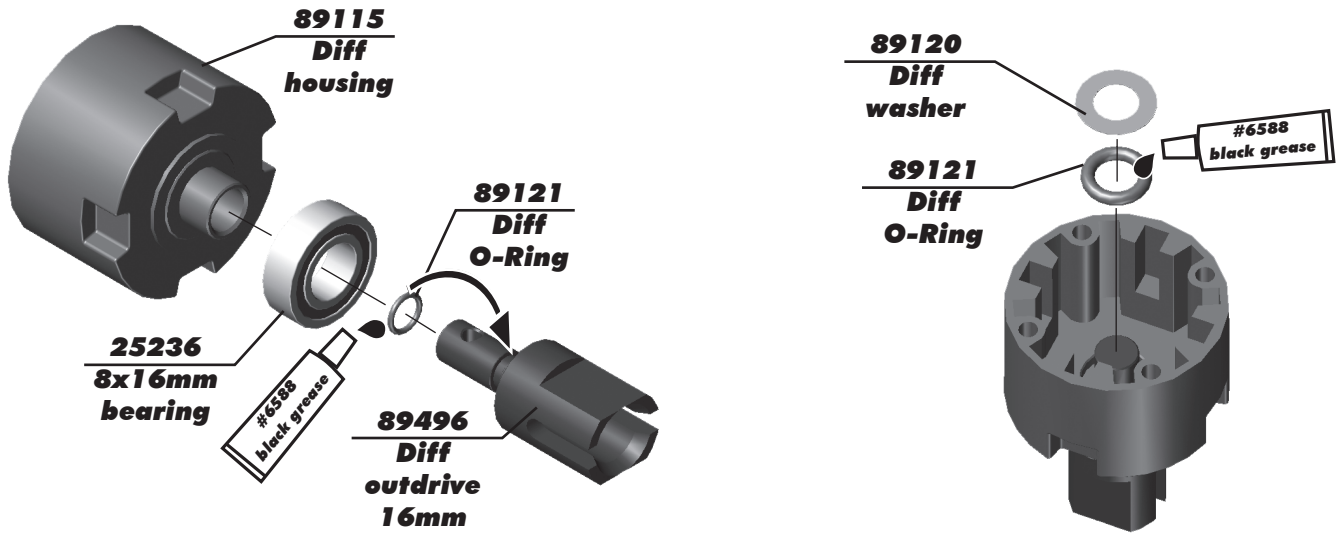
:: Front/Rear Differential Assembly (cont.)



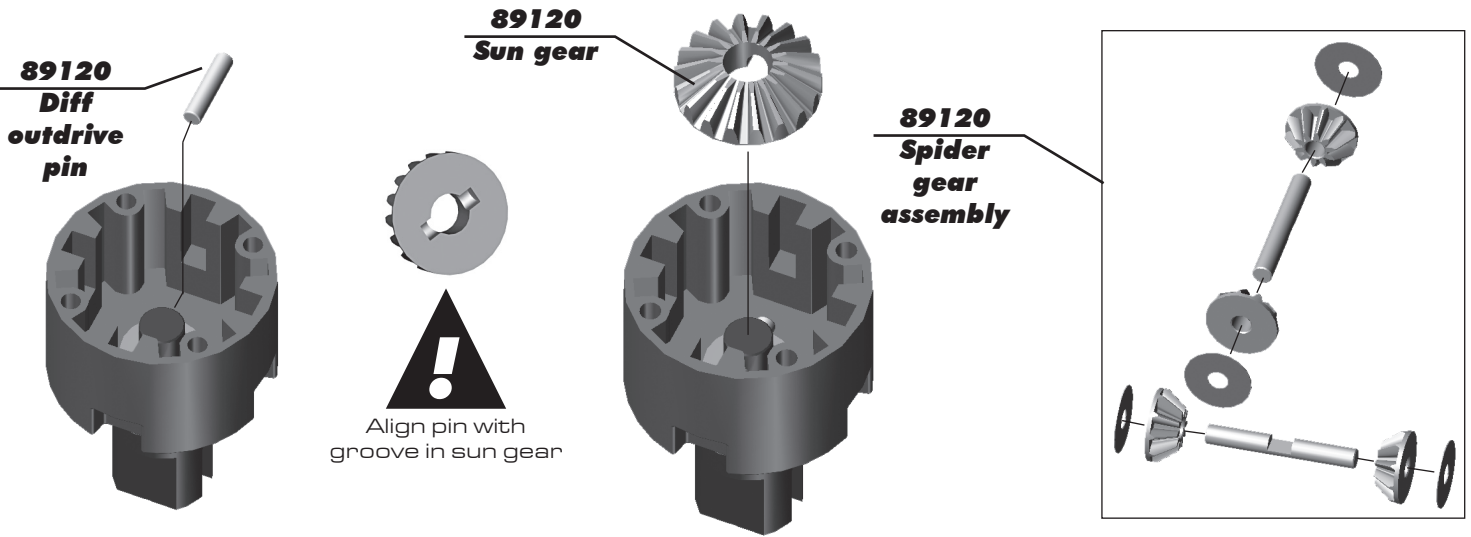
:: Front/Rear Differential Assembly (cont.)



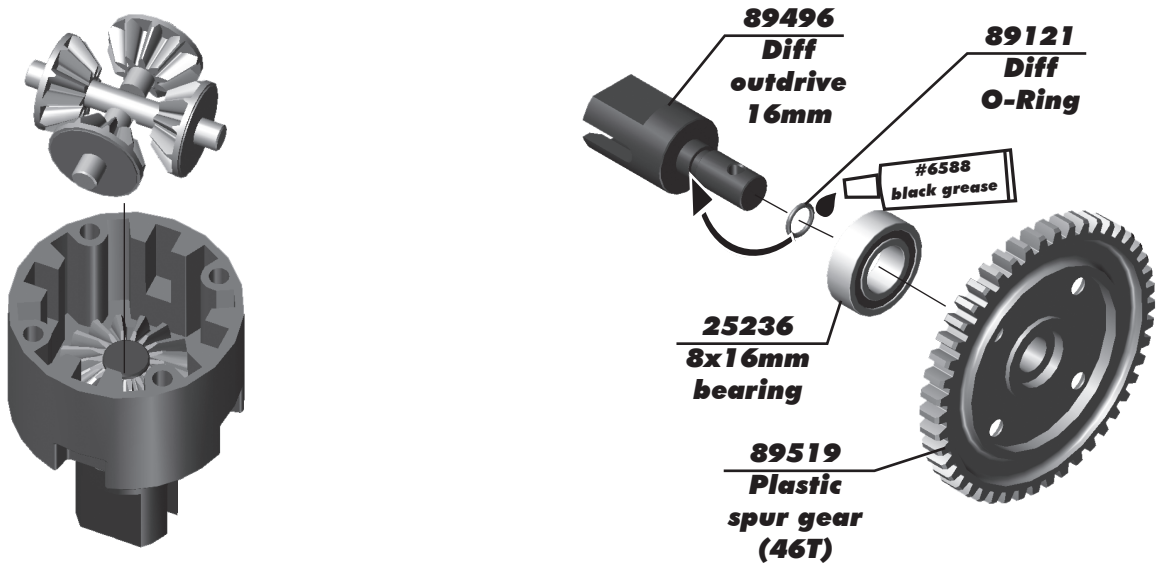
:: Center Differential Assembly



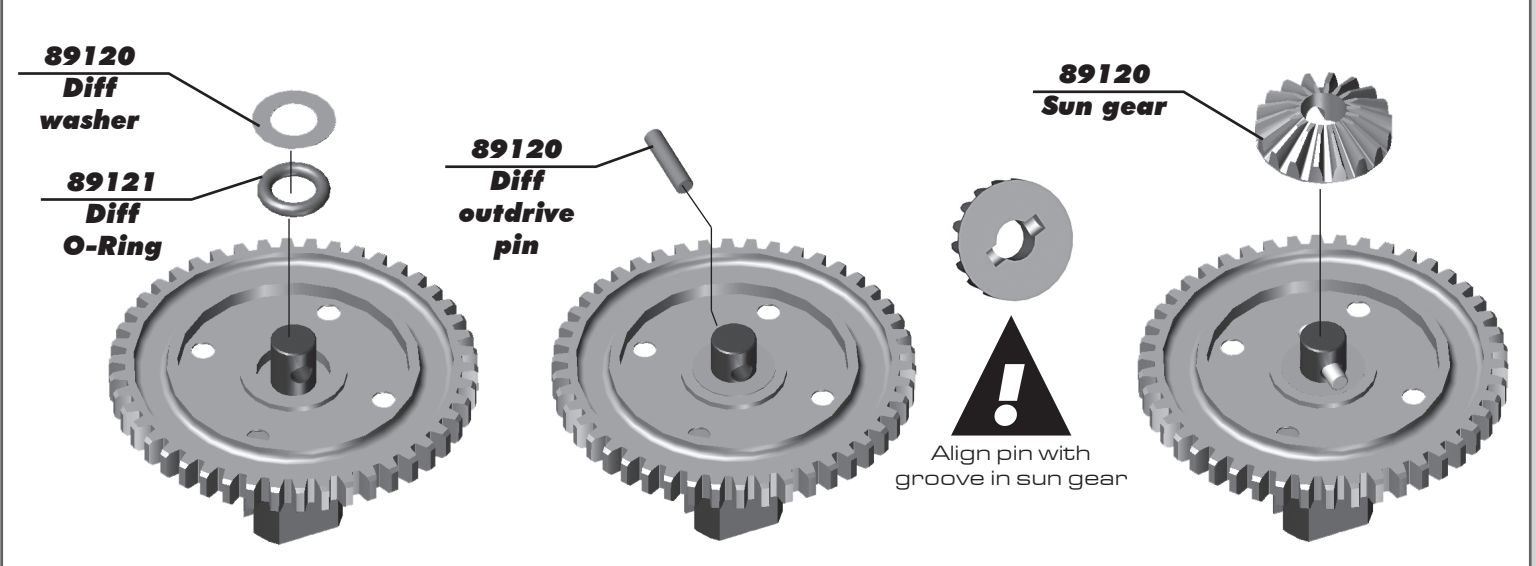
:: Center Differential Assembly (cont.)



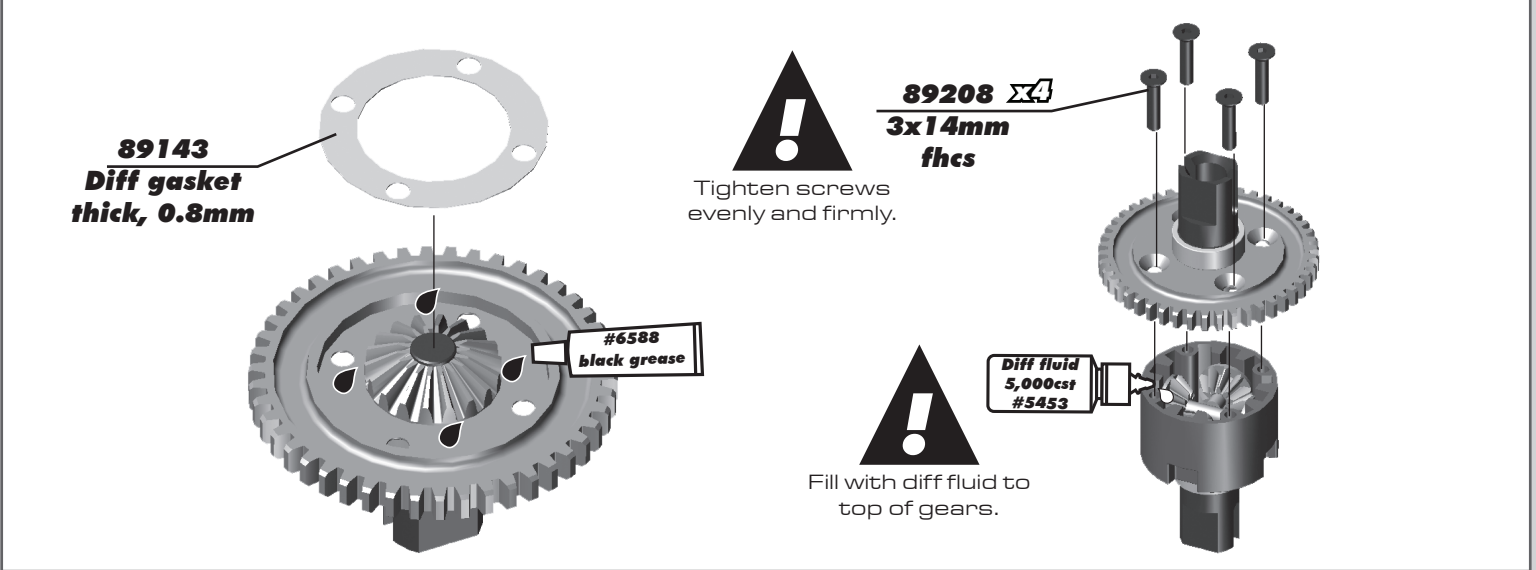
:: Center Differential Assembly (cont.)



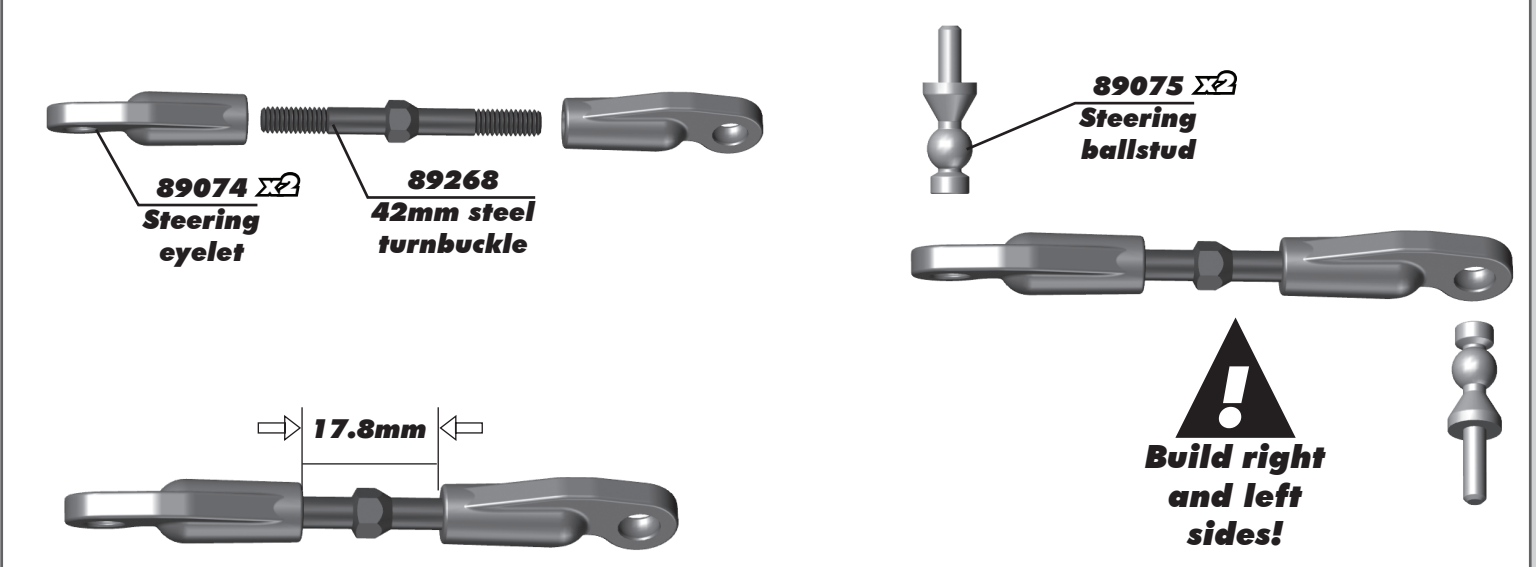
:: Center Differential Assembly (cont.)




:: Center Differential Assembly (cont.)



:: Steering Turnbuckle Assembly

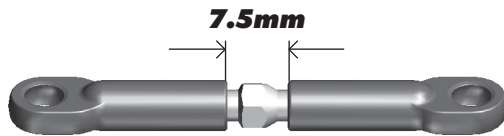


:: Servo Link Assembly




89078 $\Sigma 2$
Straight eyelet

89267
32mm steel turnbuckle



7.5mm



89078 $\Sigma 2$
balljoint

:: Rear Camber Link Assembly

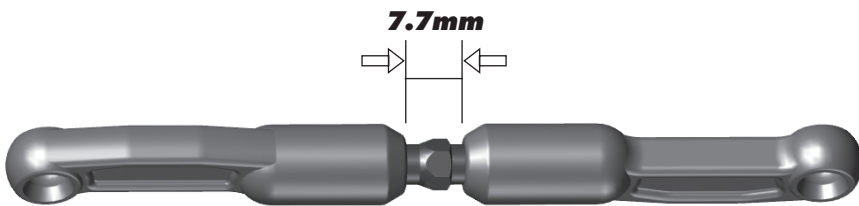


89076 $\Sigma 2$
Camber rod end

89269
38mm steel turnbuckle

89076 $\Sigma 2$
Camber pivot balls

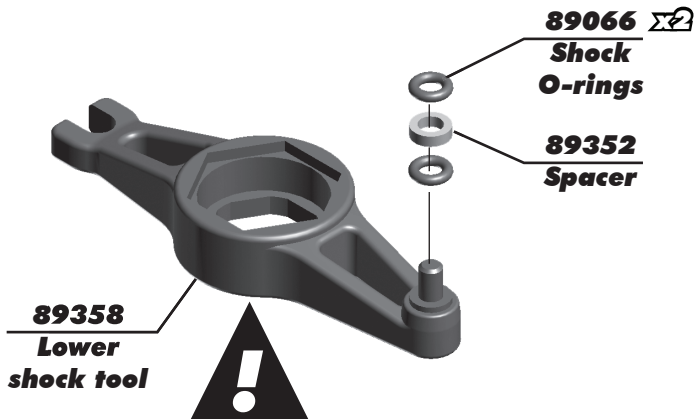
89076 $\Sigma 2$
Camber ball joints



7.7mm

!
Build right and left sides!

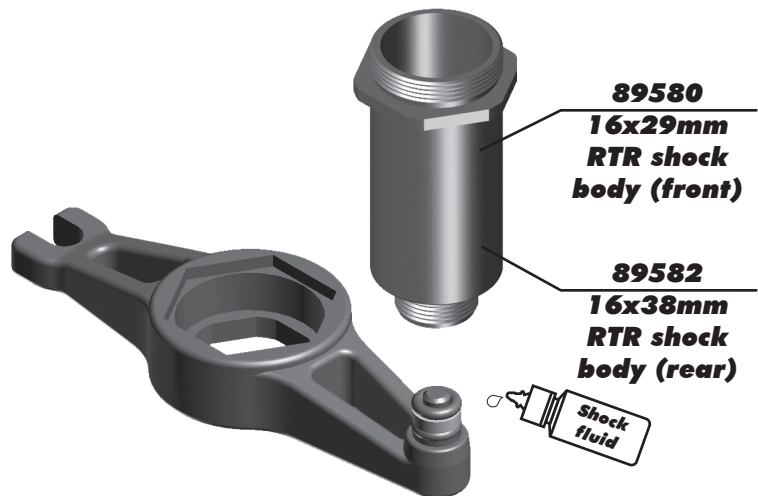
:: Shock Assembly



89358
Lower shock tool

89066 $\Sigma 2$
Shock O-rings

89352
Spacer



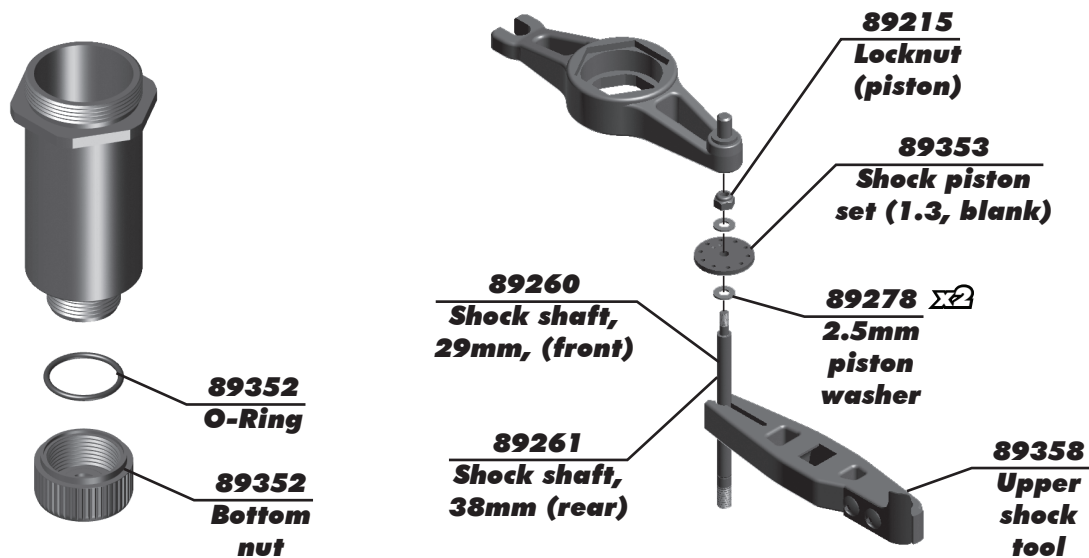
89580
16x29mm RTR shock body (front)

89582
16x38mm RTR shock body (rear)


Shock fluid

Use the lower shock tool to load the two o-rings and spacer for easy lubing and installation into the shock body

:: Shock Assembly - (cont.)

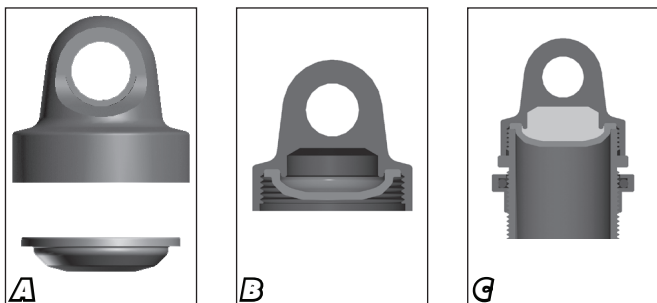


:: Shock Assembly - (cont.)



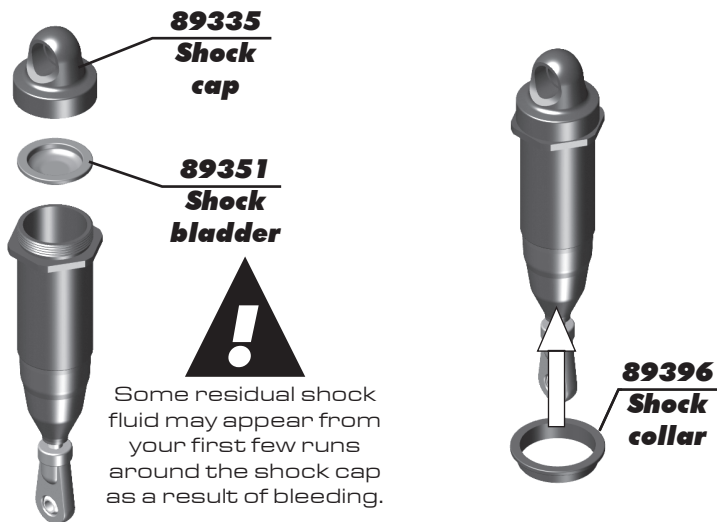
:: Shock Assembly - (cont.)

Bladder Installation



As you install the shock cap with the bladder, it will force out any extra fluid. If you install the cap with the shaft fully extended, you are running FULL REBOUND.

To run less rebound, unthread the cap 1-2 turns and compress the shaft to the desired position and re-tighten the cap with the shaft compressed. Start with no rebound.



:: Shock Assembly - (cont.)

89293 X2
Front spring, silver (3.9lbs) (short spring)

89348 X2
Rear spring, silver (3.3lbs) (long spring)

89396
Shock pre-load clips

89354
16mm shock spring cup

Front shock: 7mm
Rear shock: 2mm

89396
Shock pre-load clips

1mm
2mm
3mm
5mm
10mm

!
Build two front and two rear shocks!

:: Chassis Assembly

89552 X2
Side guards (left & right)

89476
RC8B + 3mm chassis

25201 X4
3x8mm fhcs

!
Note: cut fuel tubing brace off of the left side guard.

:: Steering Assembly

89010
Top plate (lower)

89455
3x22mm fhcs

89258
Front chassis brace

25215
M3 locknut

hinge pin bushing
3 dot down

89011
Top plate (upper)

89010
Top plate (upper)

89039 X2
Hinge pin bushing (3 dot down)

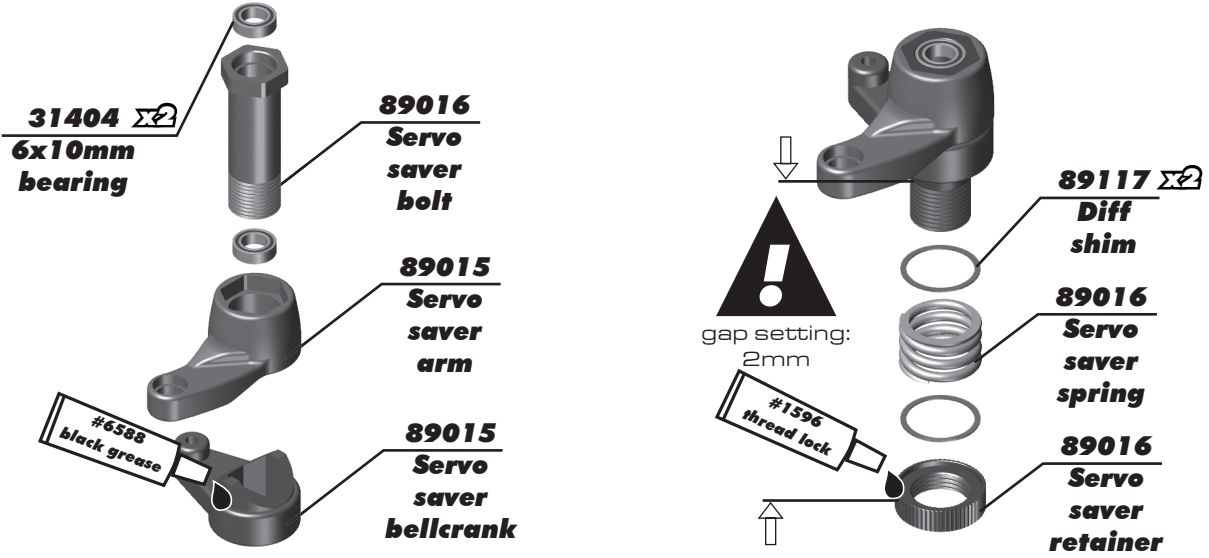
25202
3x10mm fhcs

25203 X4
3x12mm fhcs

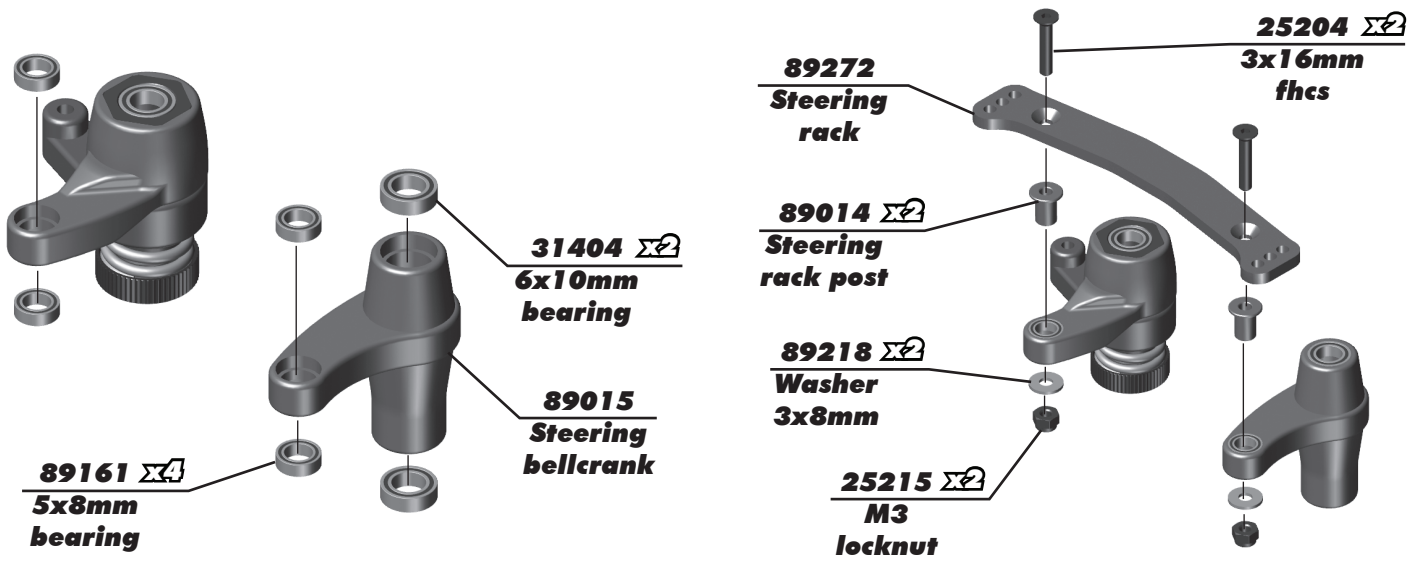
25202
3x10mm fhcs

25215 X4
M3 locknut

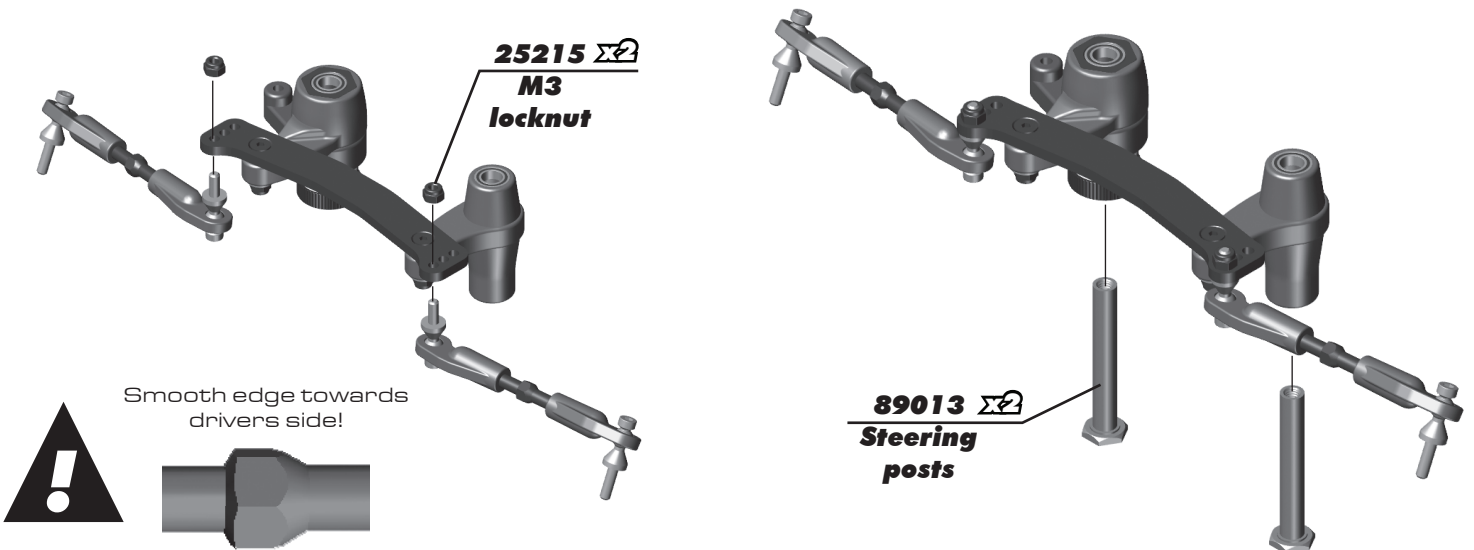
:: Steering Assembly (cont.)



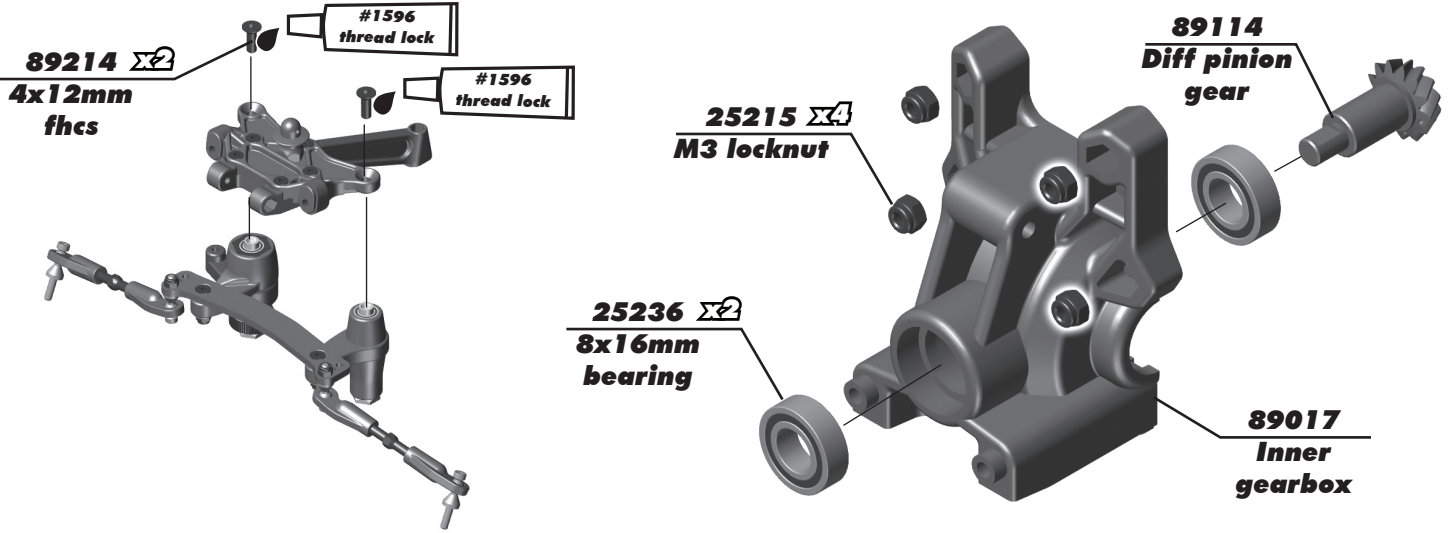
:: Steering Assembly (cont.)



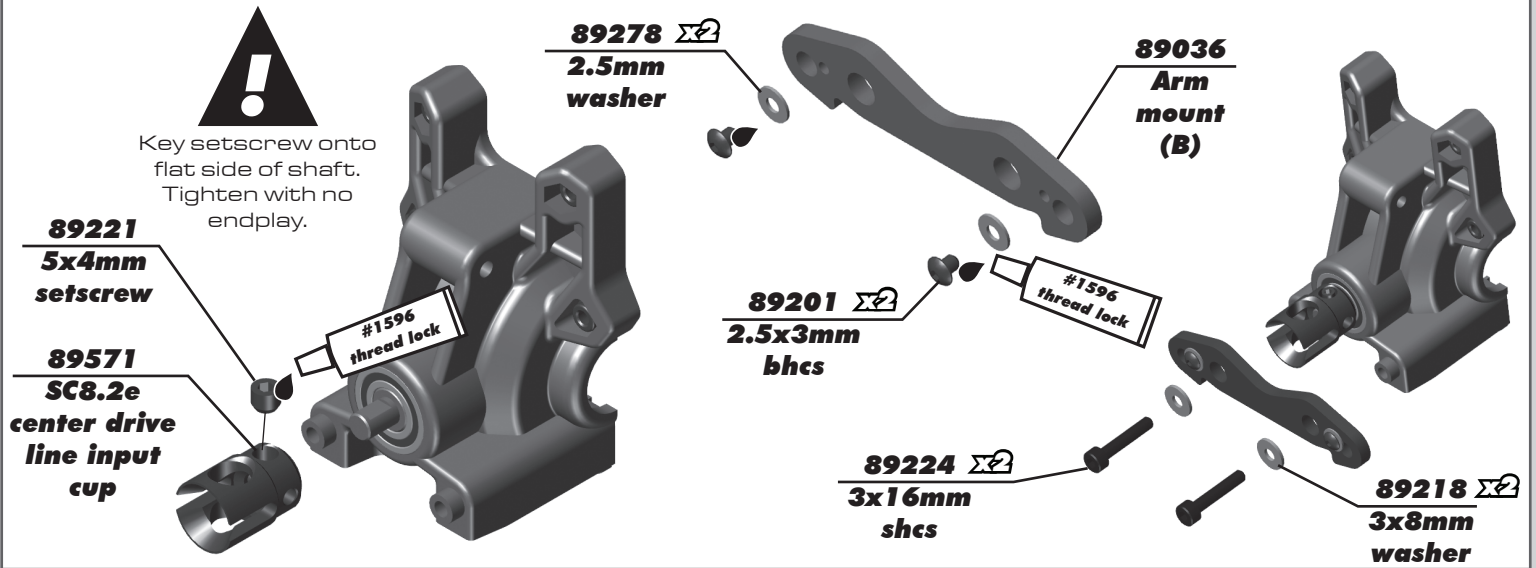
:: Steering Assembly (cont.)




:: Steering Assembly (cont.) / Front Gearbox Assembly



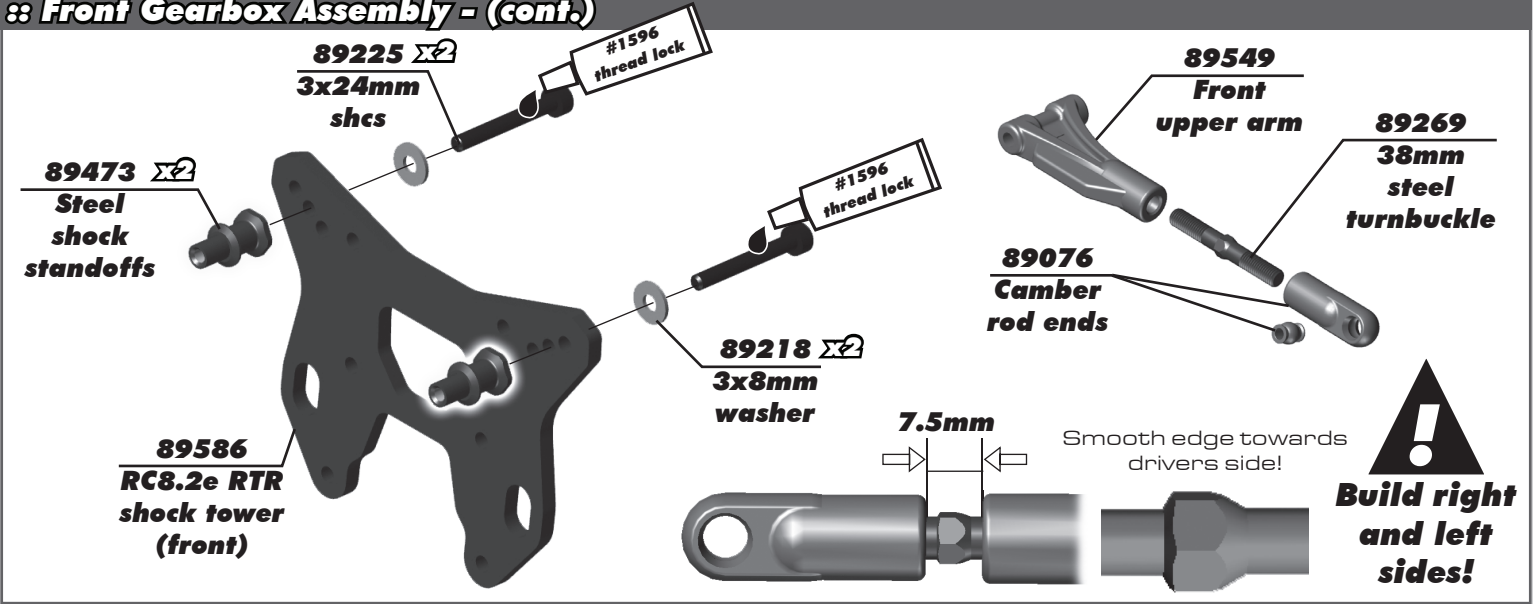
:: Front Gearbox Assembly - (cont.)



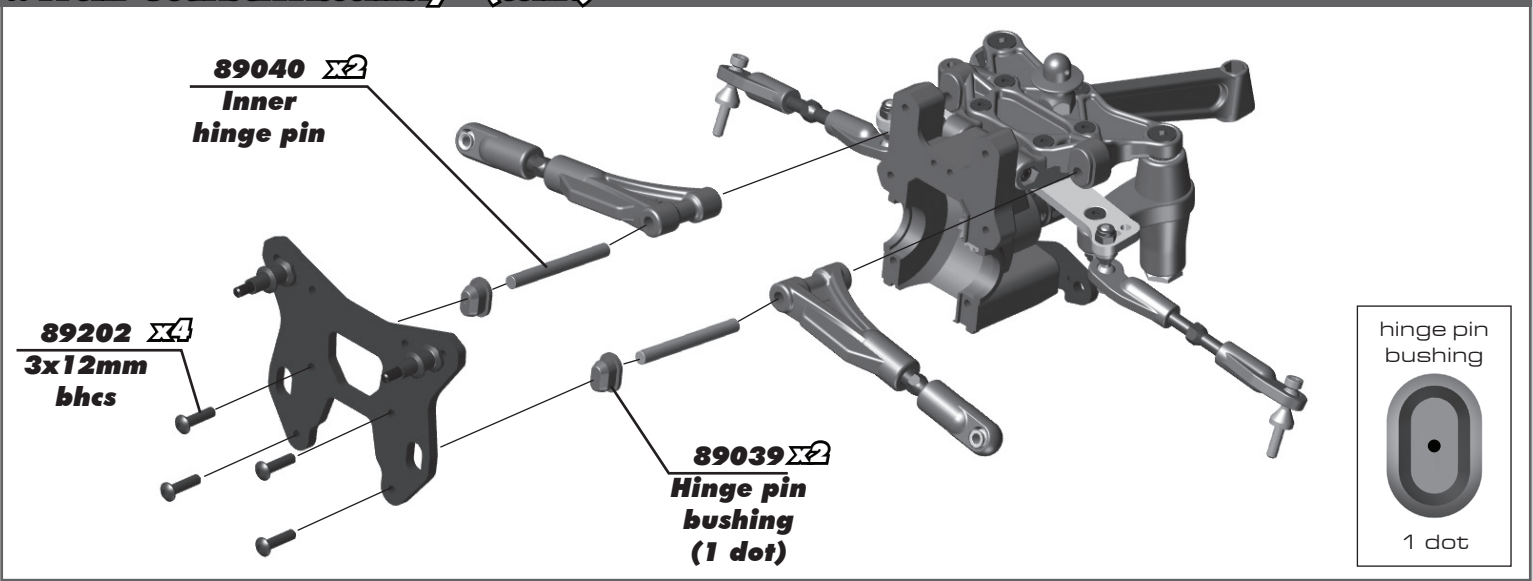
:: Front Gearbox Assembly - (cont.)



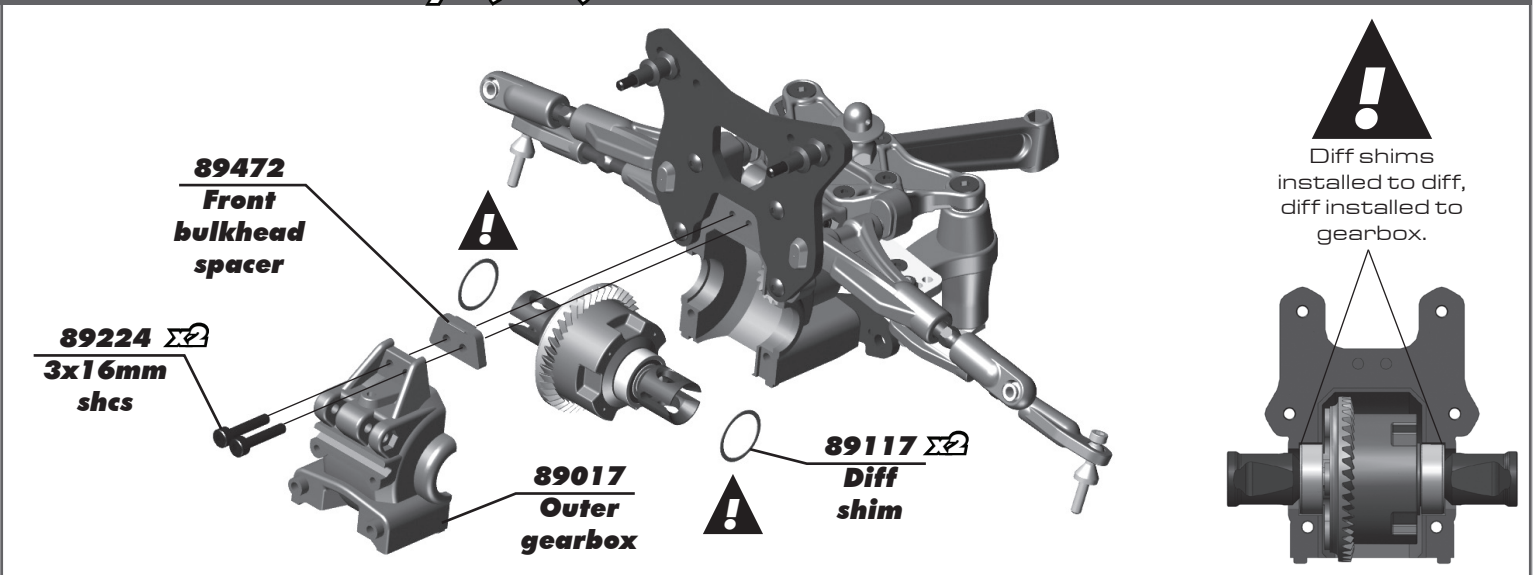
:: Front Gearbox Assembly - (cont.)




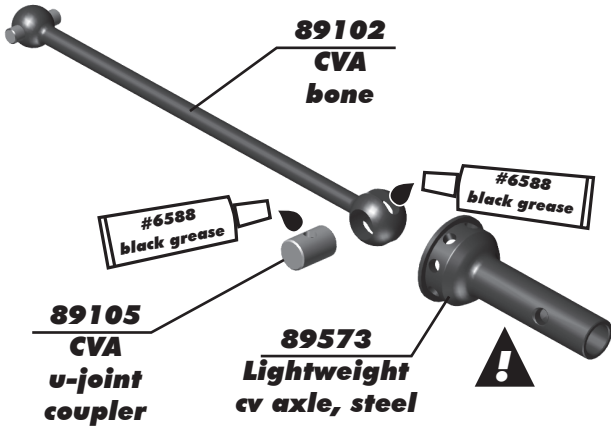
:: Front Gearbox Assembly - (cont.)



:: Front Gearbox Assembly - (cont.)



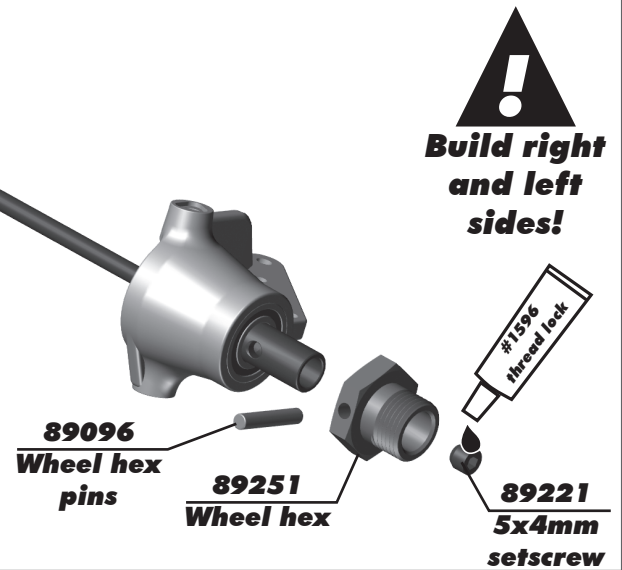
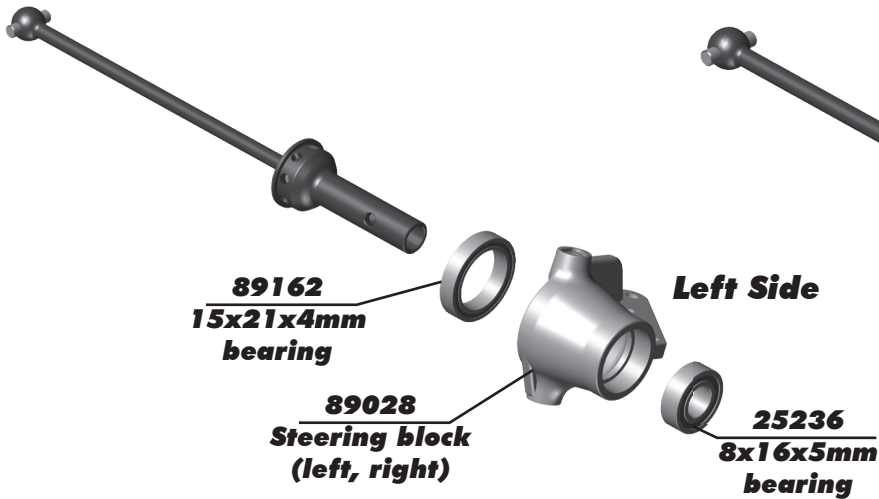
:: Front Suspension Assembly




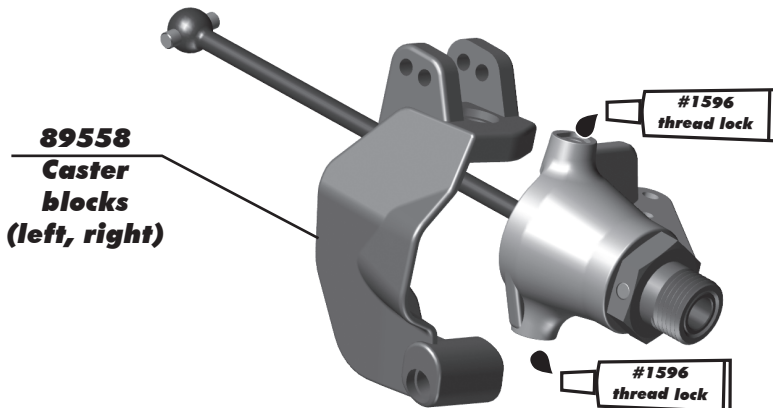
! Axle has additional holes for crosspin to extend the life of the Axle.

Build Two!

:: Front Suspension Assembly - (cont.)



:: Front Suspension Assembly - (cont.)



Note:
One drop only.
Spread evenly
inside the threads.

:: Front Suspension Assembly - (cont.)

89029
Steering block bushing (short)

89206
4x10mm bhcs

89029
Steering block bushing (long)

89207
4x12mm bhcs

89032
16 deg. caster angle bushing (red)

89032
16 deg. caster angle bushing (blue)

Note: direction
16 deg. blue
red

Note: Key bushings into steering block.

Do not tighten until bushing is keyed into steering block.

Build right and left sides!

:: Front Suspension Assembly - (cont.)

89091
Swaybar joint

89511
Swaybar eyelet

4671
3x10mm setscrew

89511
Swaybar ball joint

89220
4x12mm setscrew

25192
3x20mm shcs

89550
RC8.2 front arms (left, right)

Build Two!

Droop screw placement!

Build right and left sides!

:: Front Suspension Assembly - (cont.)

89041
Outer hinge pin

31520
2.5x6mm bhcs

89040
Inner hinge pin

Build right and left sides!

:: Front Suspension Assembly - (cont.)



**Build right
and left
sides!**

hinge pin
bushing



2 dot
down

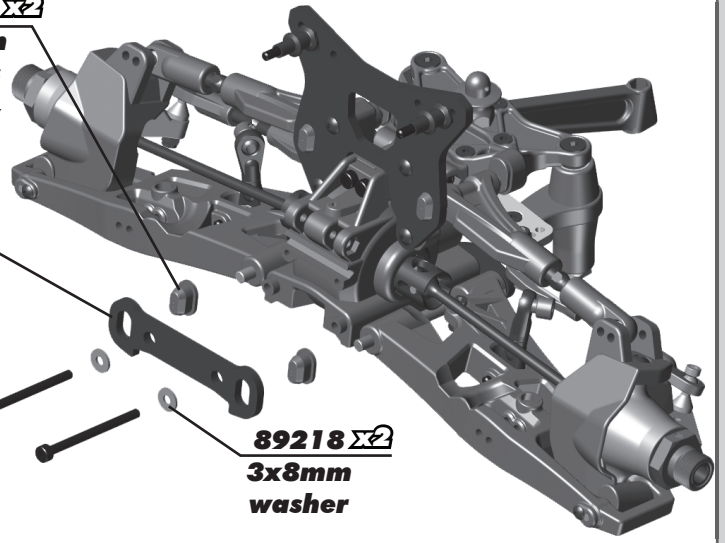
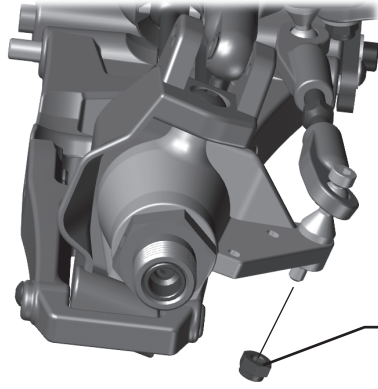
89039 $\Sigma 2$
**Hinge pin
bushings
(two dot,
down)**

89035
**Arm
mount
(A)**

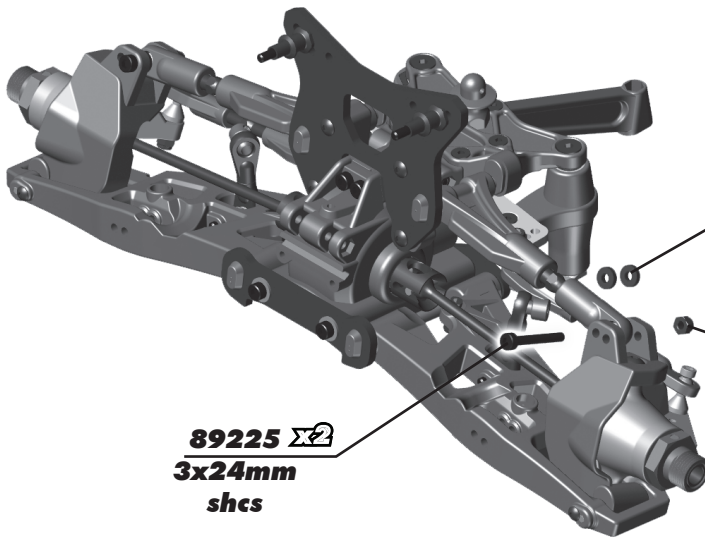
89228 $\Sigma 2$
**3x40mm
shcs**

89218 $\Sigma 2$
**3x8mm
washer**

25215 $\Sigma 2$
**M3
locknut**



:: Front Suspension Assembly - (cont.)



89225 $\Sigma 2$
**3x24mm
shcs**

89031 $\Sigma 4$
**Blue 1.7mm
caster spacer**

25215 $\Sigma 2$
**M3
locknut**

**Side
View**



**Build right
and left
sides!**

:: Front Suspension Assembly - (cont.)

25225 $\Sigma 2$
**3x3mm
setscrew**

89088
**2.5mm
anti roll
bar (silver)**

89219 $\Sigma 2$
**3x5mm
setscrew**

31531 $\Sigma 2$
**3x6mm
bhcs**

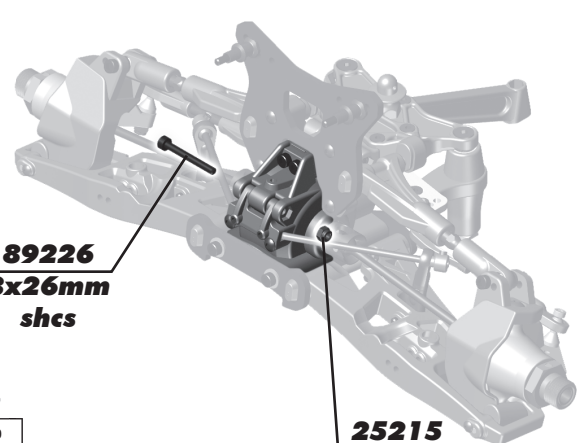
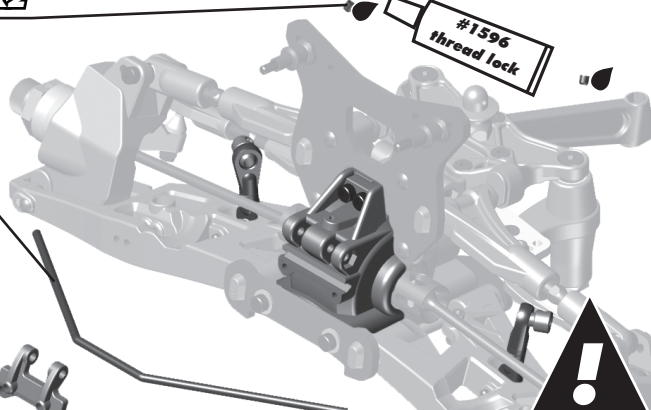
89017
**Swaybar
mount**

**#1596
thread lock**

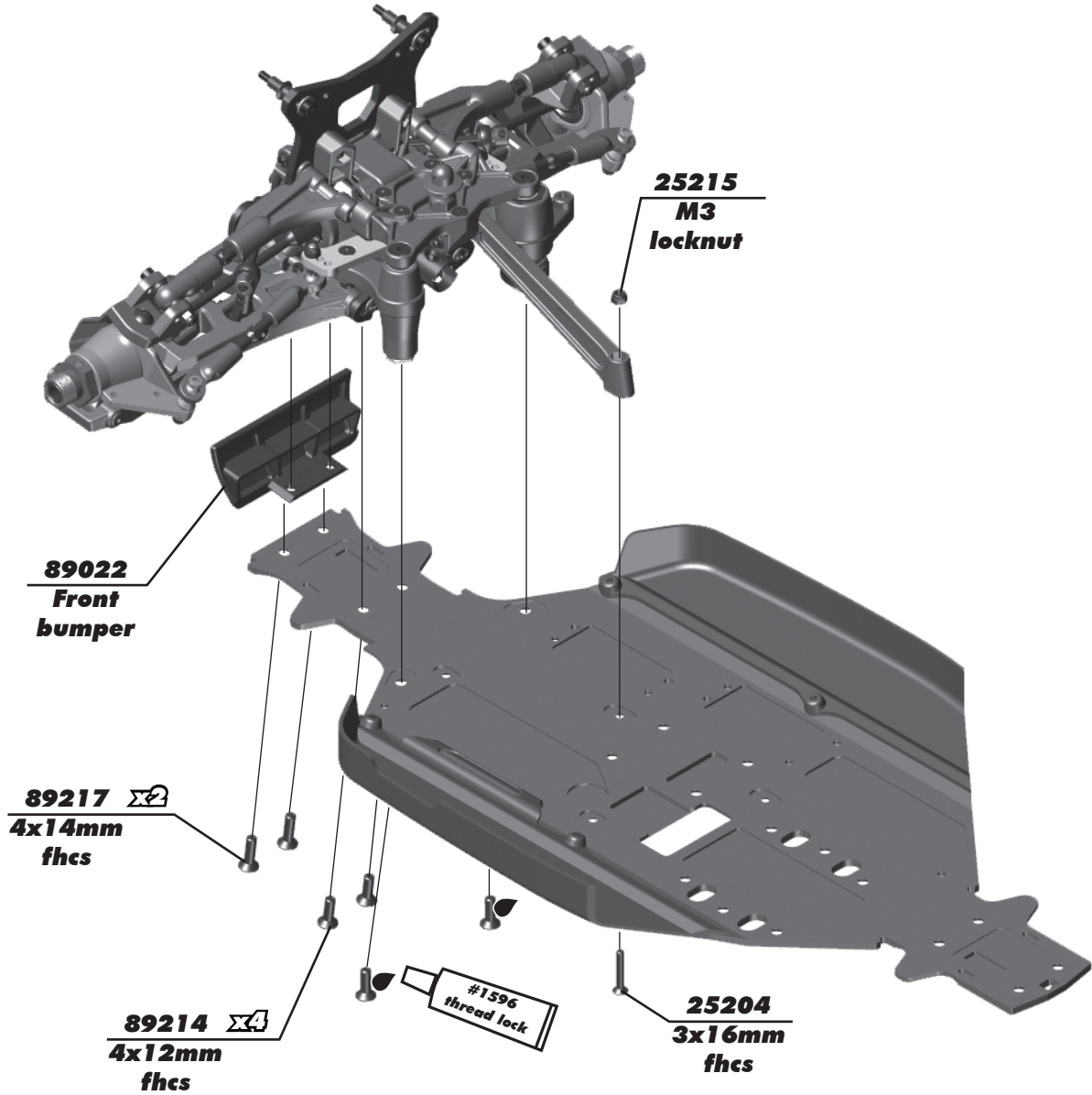
89226
**3x26mm
shcs**

25215
**M3
locknut**

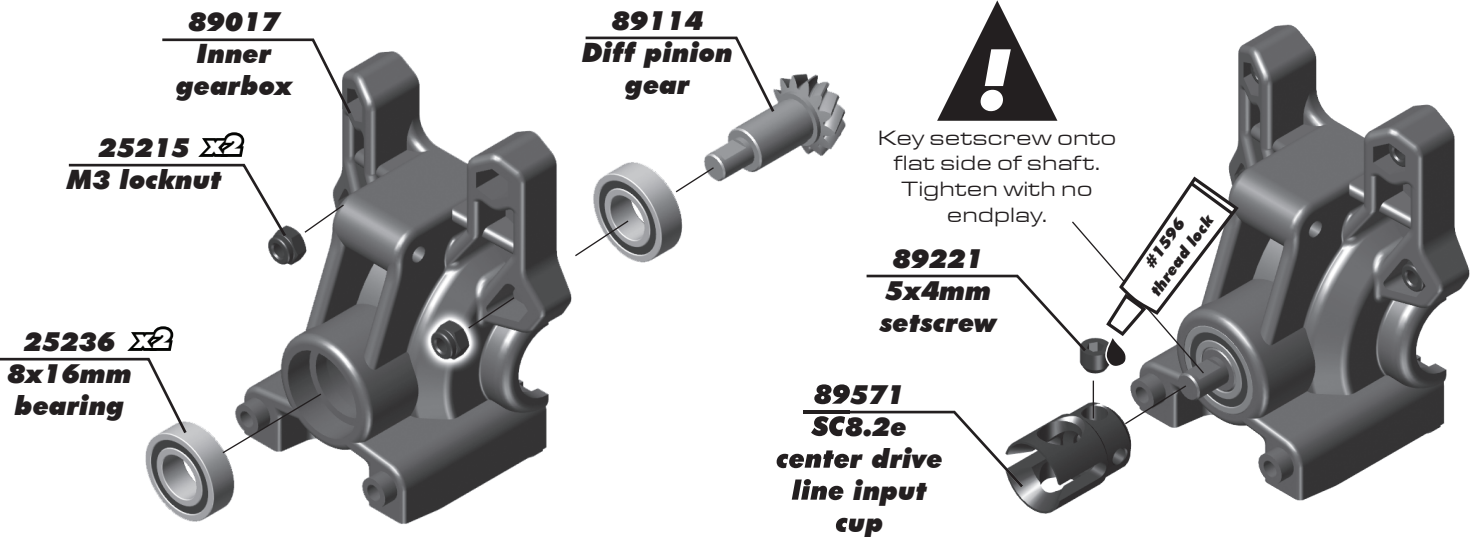
Tighten screws to
remove free play but
ensure some
movement in the
anti-roll bar.



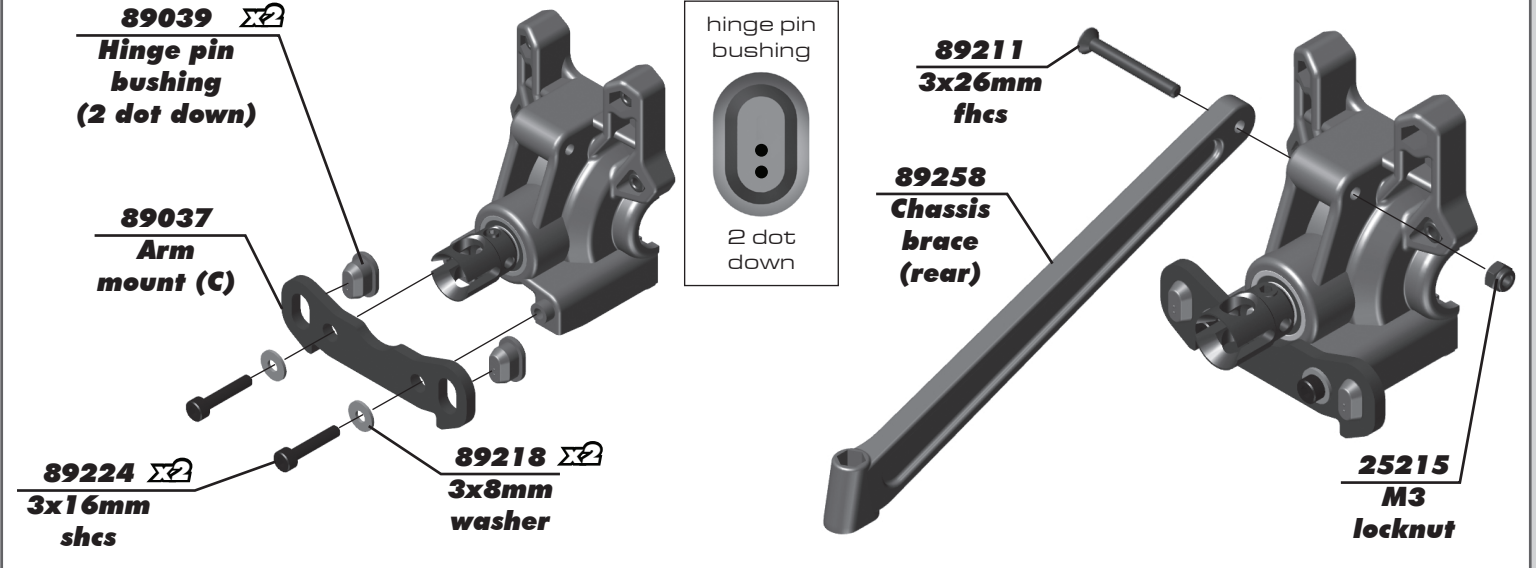
:: Front Suspension Assembly - (cont.)



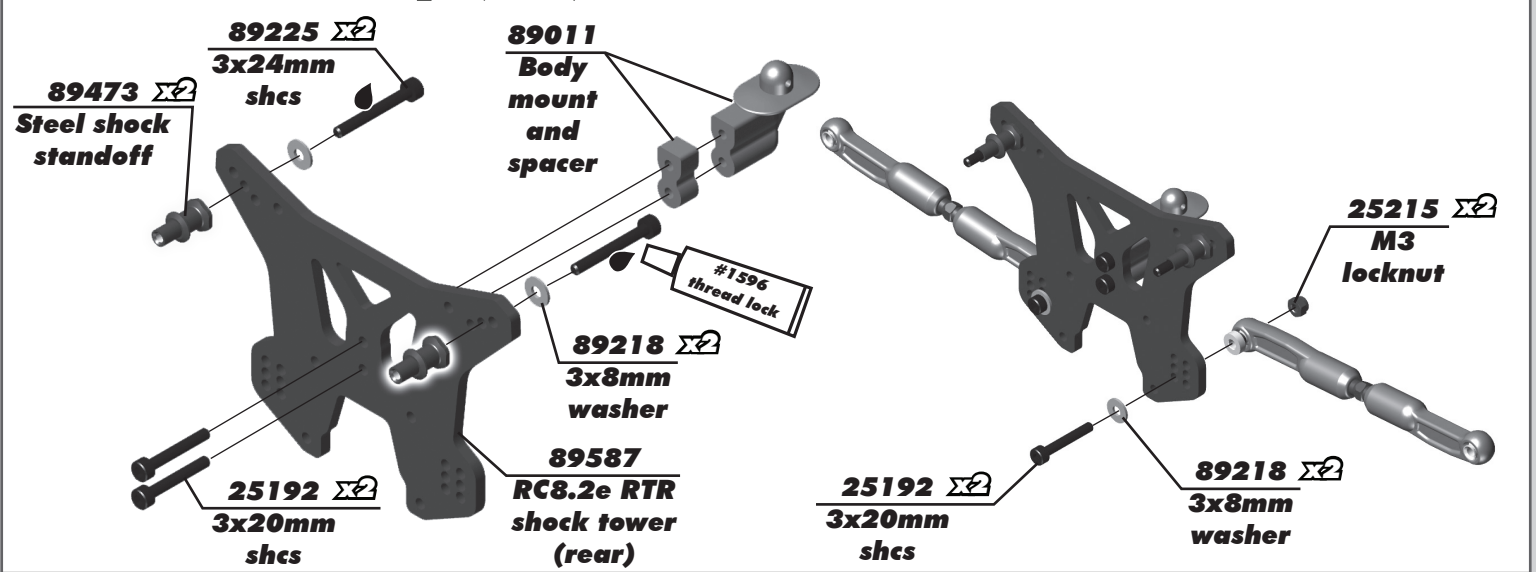
:: Rear Gearbox Assembly




:: Rear Gearbox Assembly - (cont.)



:: Rear Gearbox Assembly - (cont.)



:: Rear Gearbox Assembly - (cont.)



:: Rear Gearbox Assembly - (cont.)

89472
Front bulkhead spacer

89224 $\Sigma 2$
3x16mm shcs

89017
Outer gearbox

89117 $\Sigma 2$
Diff shim

!
Diff shims installed to diff, diff installed to gearbox.

:: Rear Suspension Assembly

89572
SC8.2e dogbone axle

89162
15x21mm bearing

89033
hub carrier (left, right)

89107
Bearing shield

25236
8x16mm bearing

89096
Wheel hex pins

89251
Wheel hex

89221
5x4mm setscrew

!
Build right and left sides!

!
#1596 Thread lock

:: Rear Suspension Assembly - (cont.)

89091
Swaybar joint

89511 $\Sigma 2$
Swaybar eyelet

4671
3x10mm setscrew

89511
Swaybar ball joint

!
Droop screw placement!

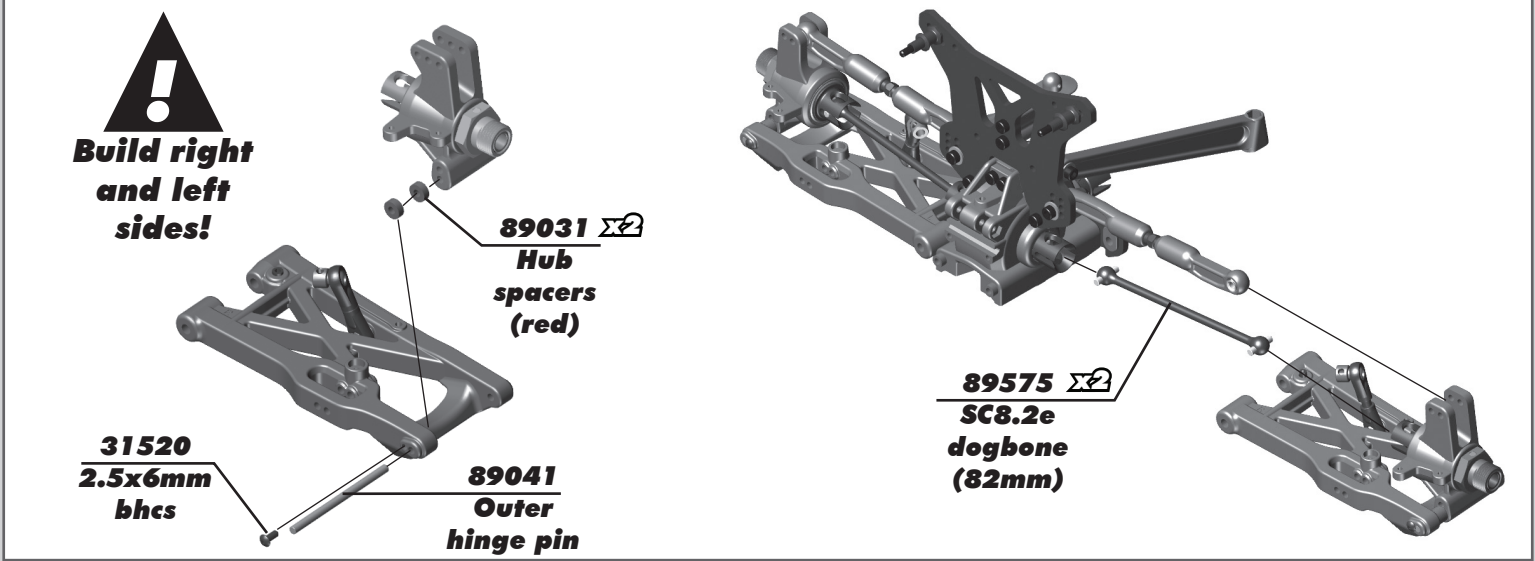
!
Build right and left sides!

89220
4x12mm setscrew

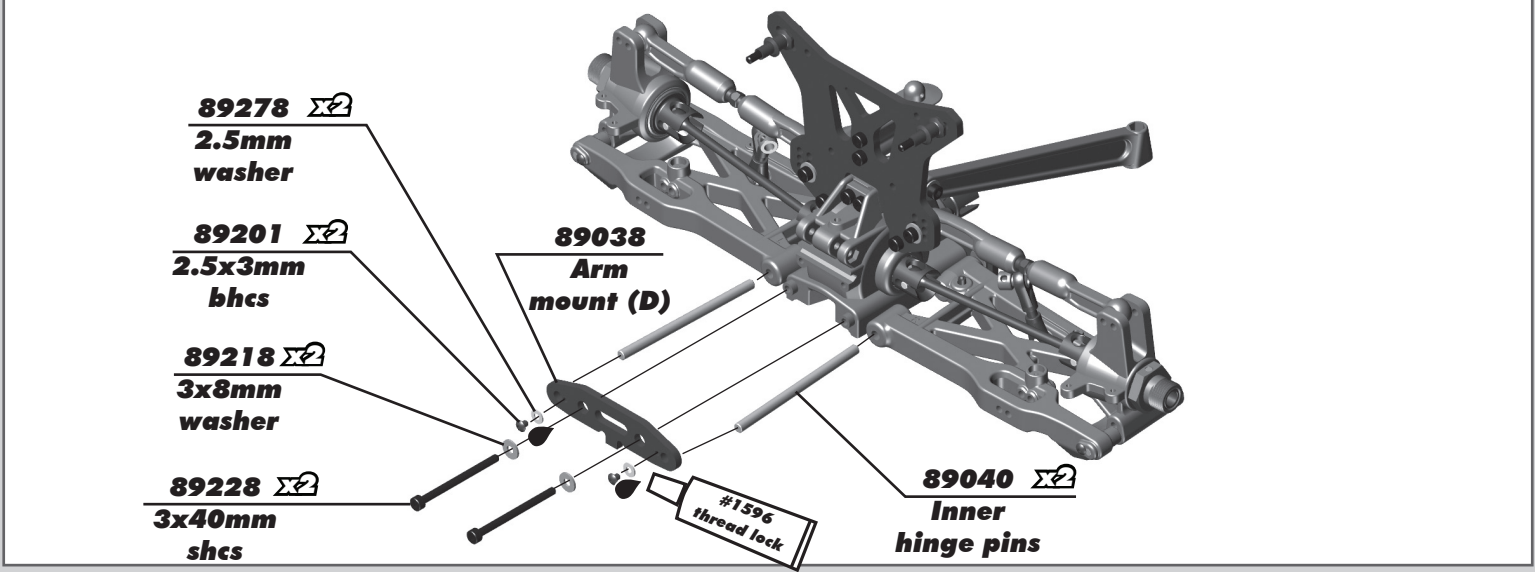
25192
3x20mm shcs

89551
RC8.2 rear arm

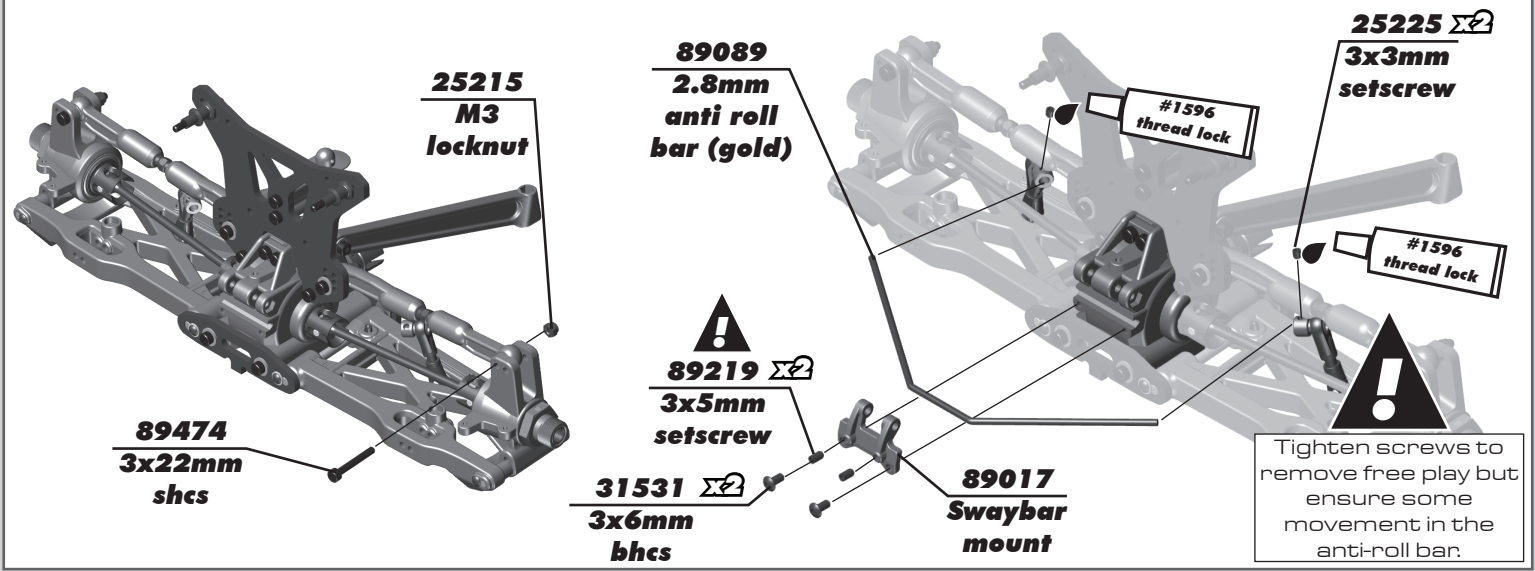
:: Rear Suspension Assembly - (cont.)



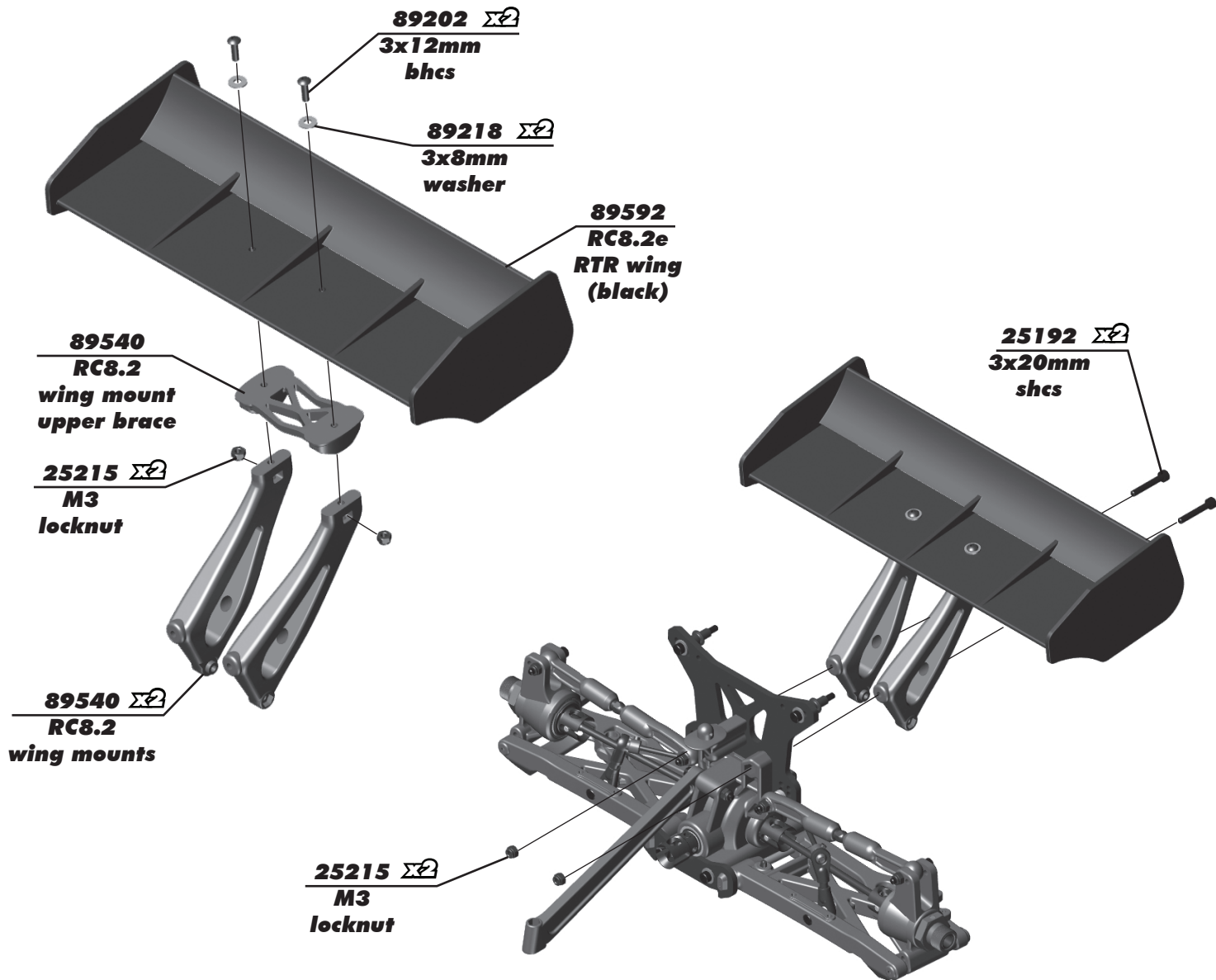
:: Rear Suspension Assembly - (cont.)



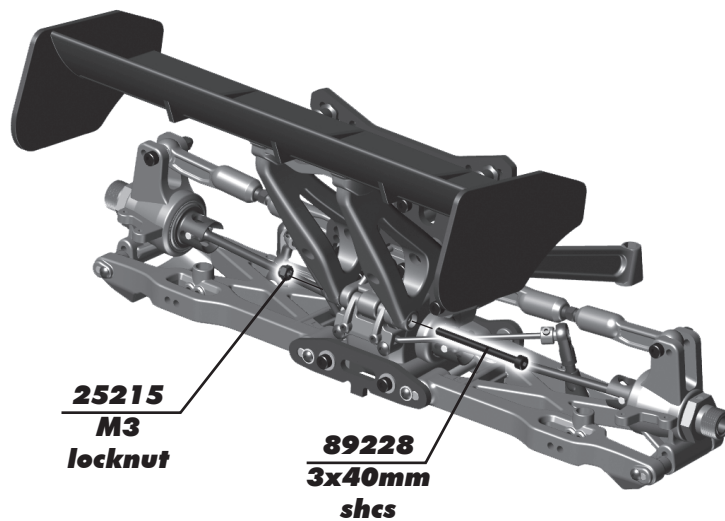
:: Rear Suspension Assembly - (cont.)



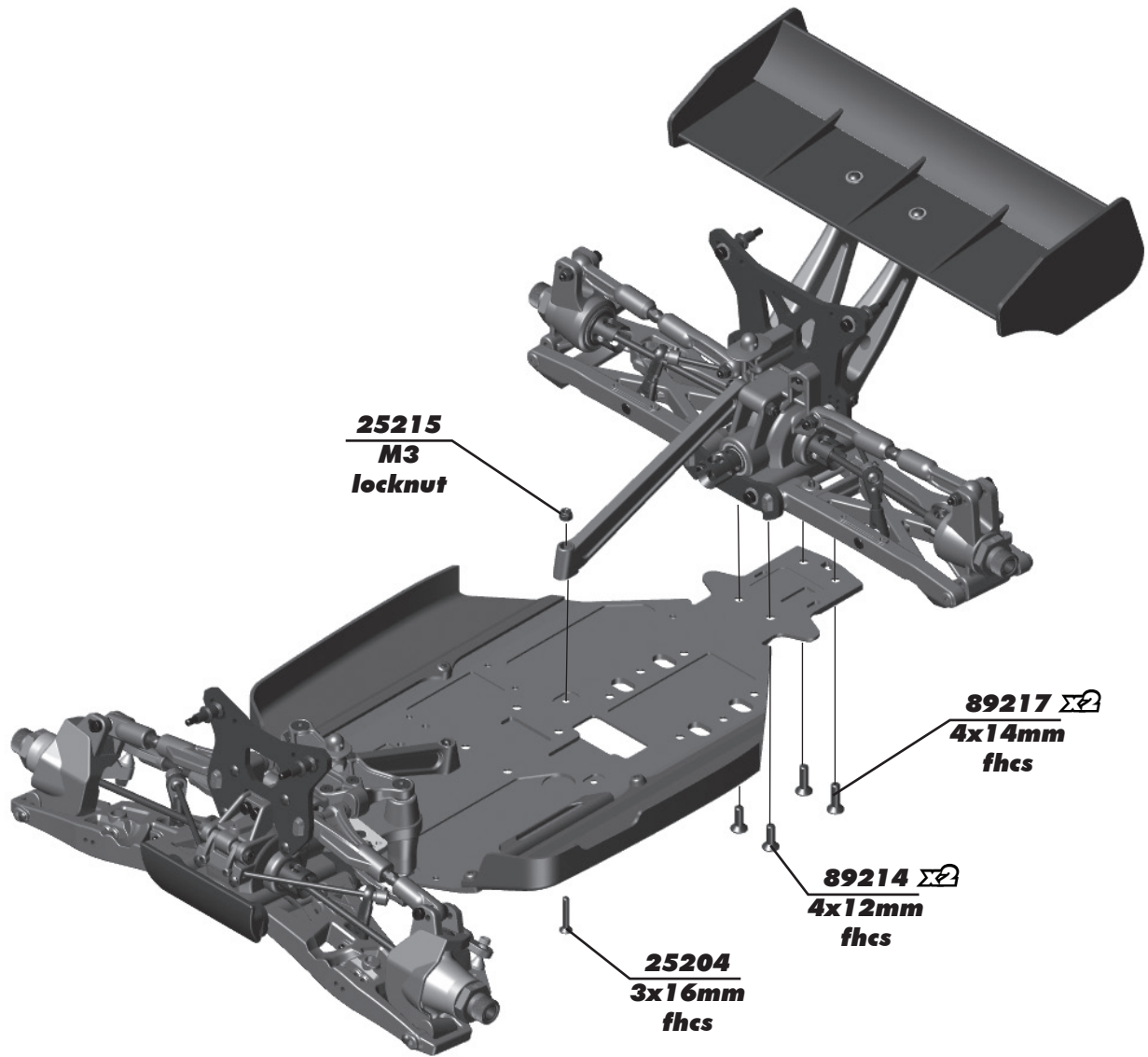
:: Rear Suspension Assembly - (cont.)



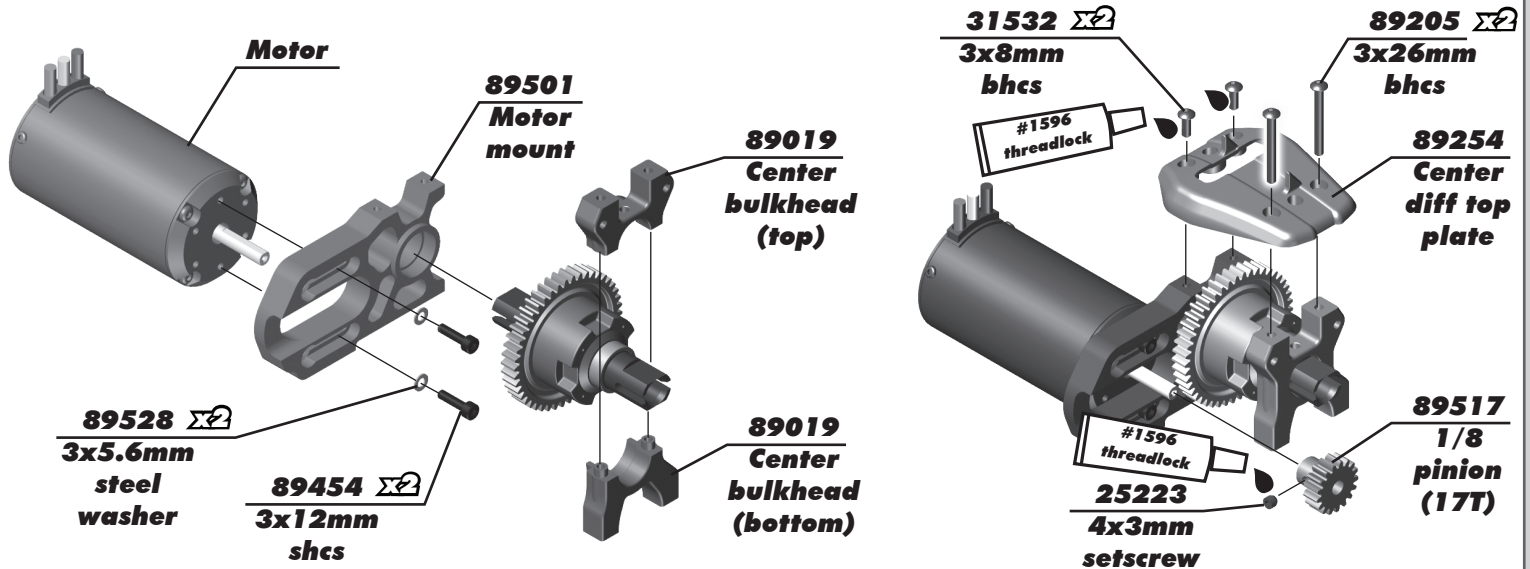
:: Rear Suspension Assembly - (cont.)



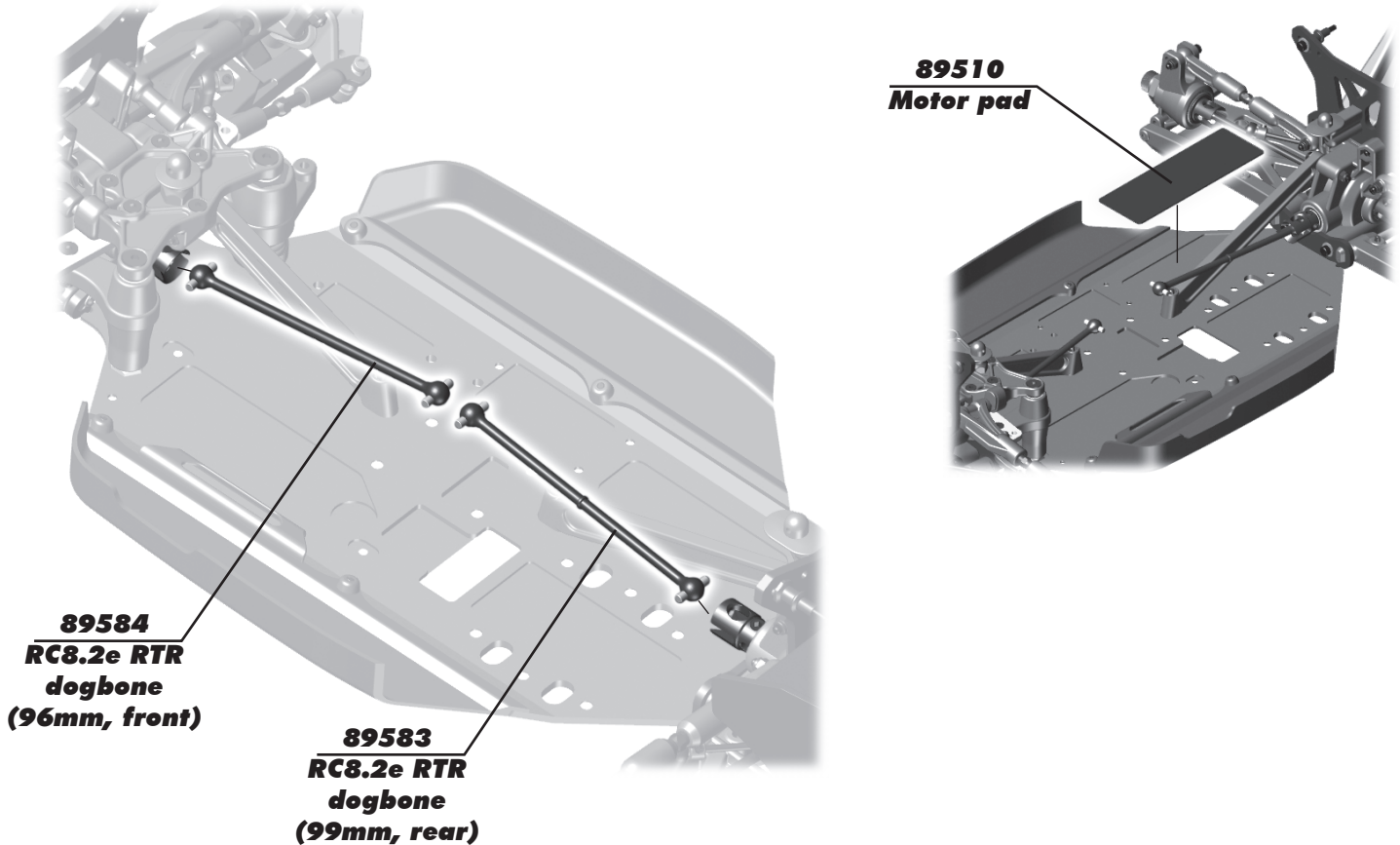
:: Rear Suspension Assembly - (cont.)



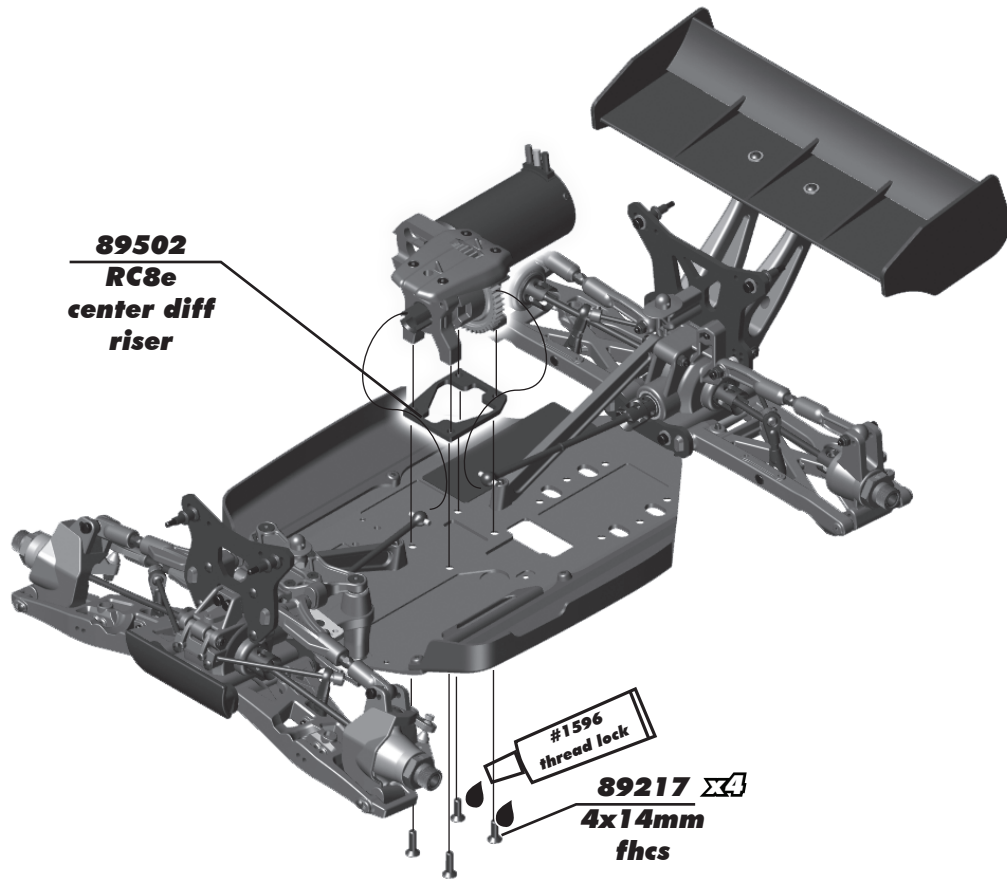
:: Center Bulkhead Assembly



:: Center Bulkhead Assembly - (cont.)



:: Center Bulkhead Assembly - (cont.)





Install dog bones
into center diff
outdrives!

:: Shocks Install



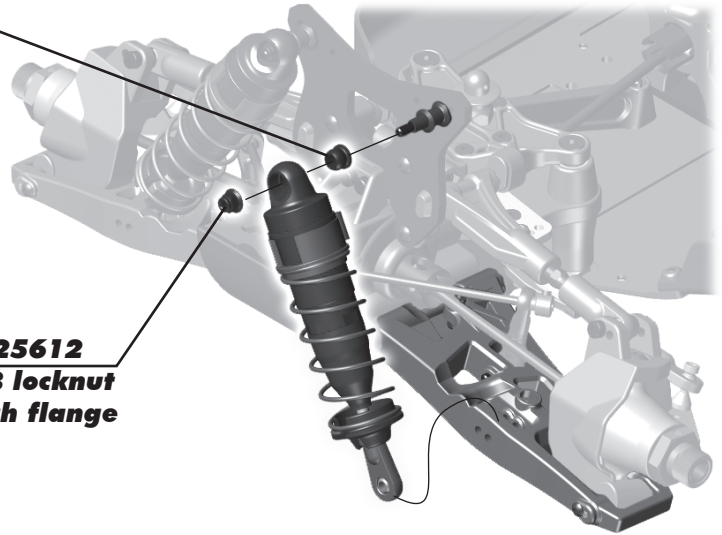
Note the direction of the shock cap when installing onto shock standoffs



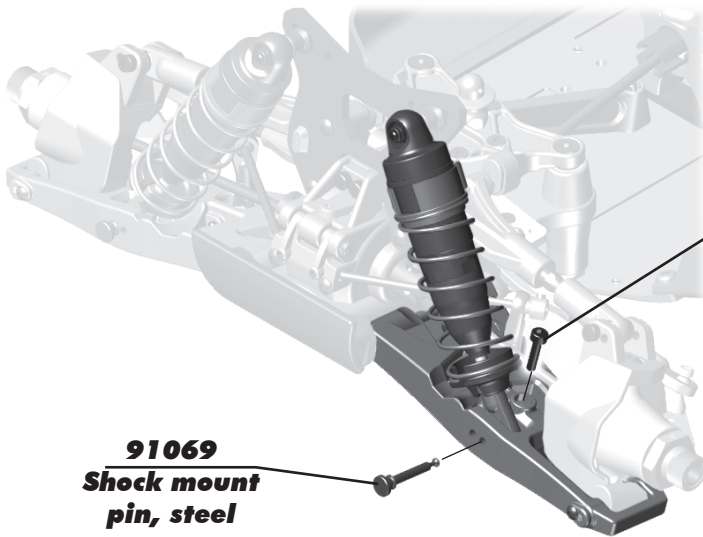
Install two front shocks.

89083 Shock bushing

25612 M3 locknut with flange

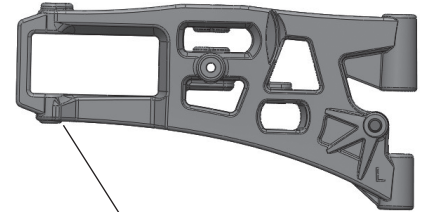


:: Shocks Install - (cont.)



91069 Shock mount pin, steel

89454 3x12mm shcs



After installation, adjust droop screw to get a front shock length of 103mm measured center to center on the shock cap / eyelet.

:: Shocks Install - (cont.)



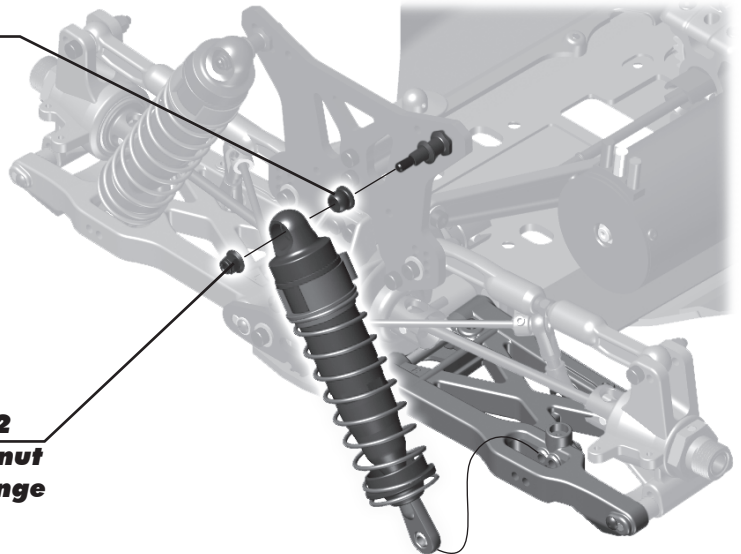
Note the direction of the shock cap when installing onto shock standoffs



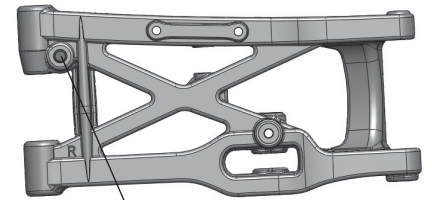
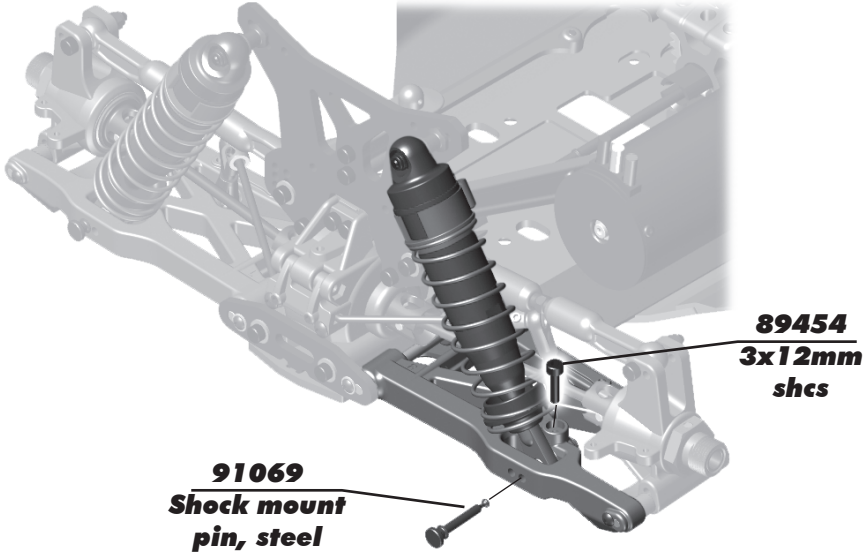
Install two rear shocks.

89083 Shock bushing

25612 M3 locknut with flange

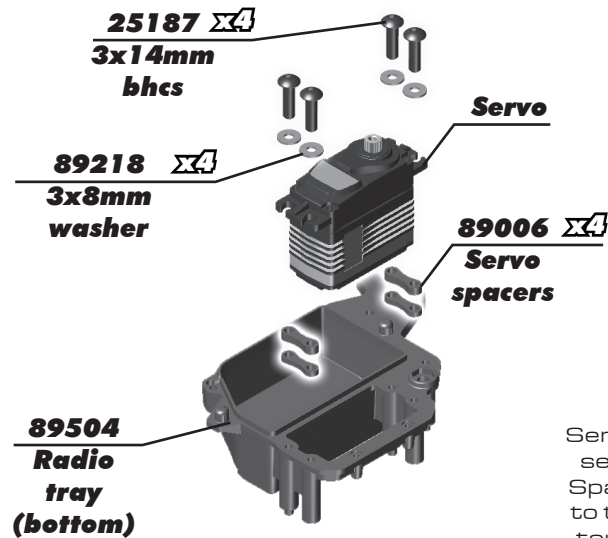


:: Shocks Install - (cont.)

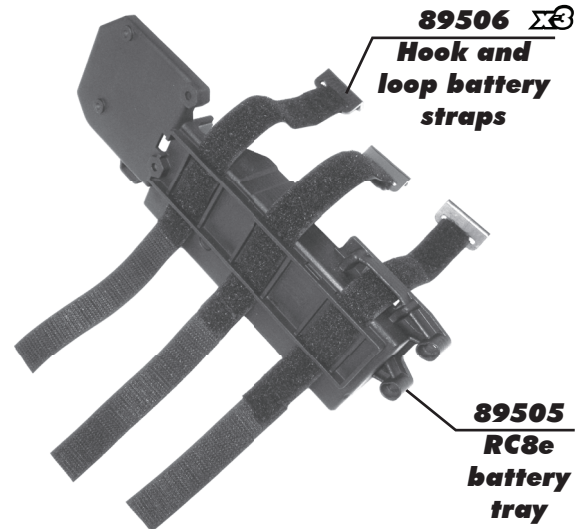


After installation, adjust droop screw to get a rear shock length of 122mm measured center to center on the shock cap / eyelet.

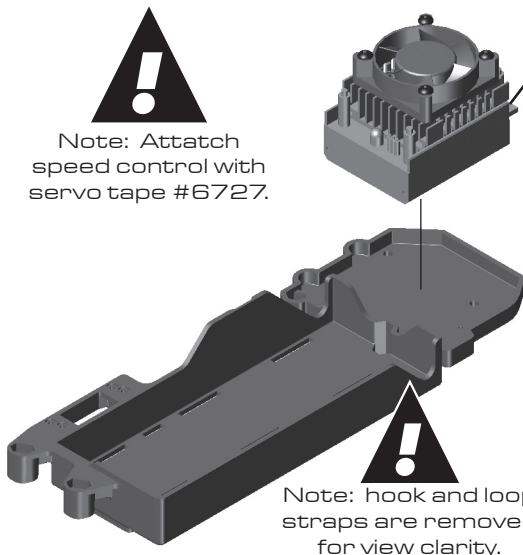
:: Radio Tray Assembly




Servo mounts vary per servo manufacturer. Space your servos low to the chassis without touching the bottom.




:: Radio Tray Assembly - (cont.)



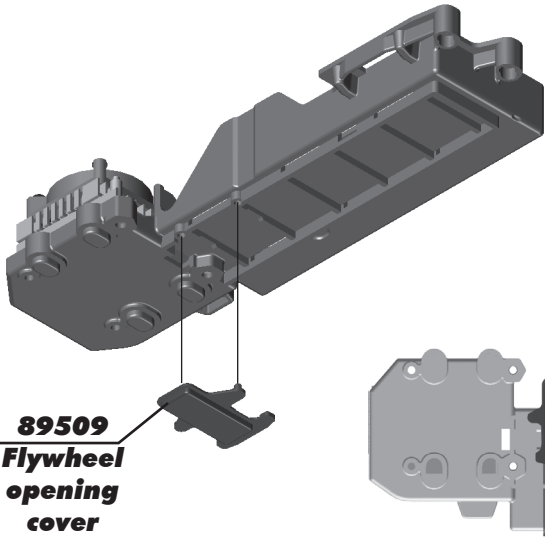
Note: route the speed control receiver wire through this opening.



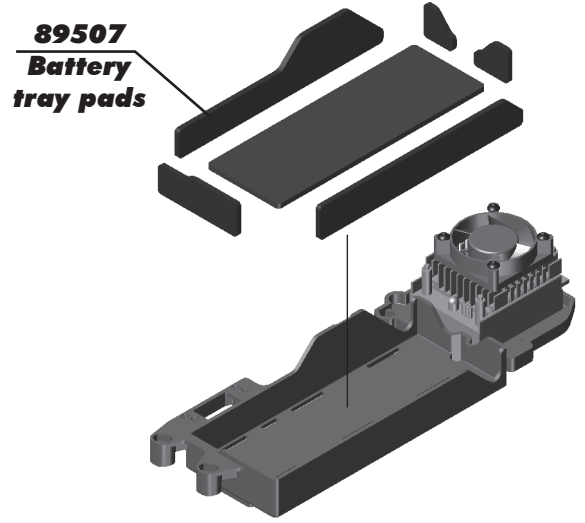
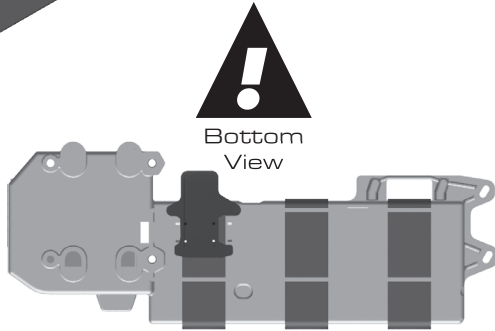
Note: route the speed control receiver wire through this opening.



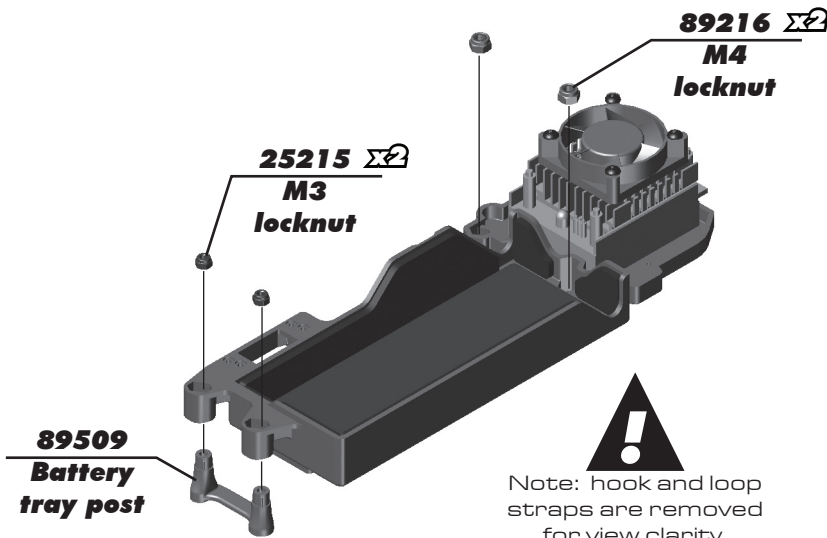
:: Radio Tray Assembly - (cont.)




!
Note: hook and loop straps are removed for view clarity.



:: Radio Tray Assembly - (cont.)

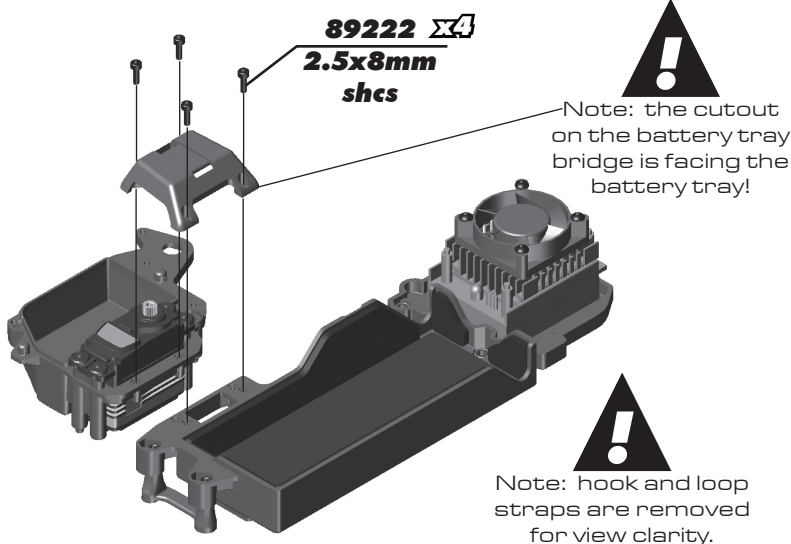


!
Note: there are two different positions for the locknuts depending on what vehicle you have.




!
Note: hook and loop straps are removed for view clarity.

:: Radio Tray Assembly - (cont.)




!
Note: the cutout on the battery tray bridge is facing the battery tray!


!
Note: hook and loop straps are removed for view clarity.




:: Radio Tray Assembly - (cont.)



Note: route the speed control receiver wire up and over the bridge

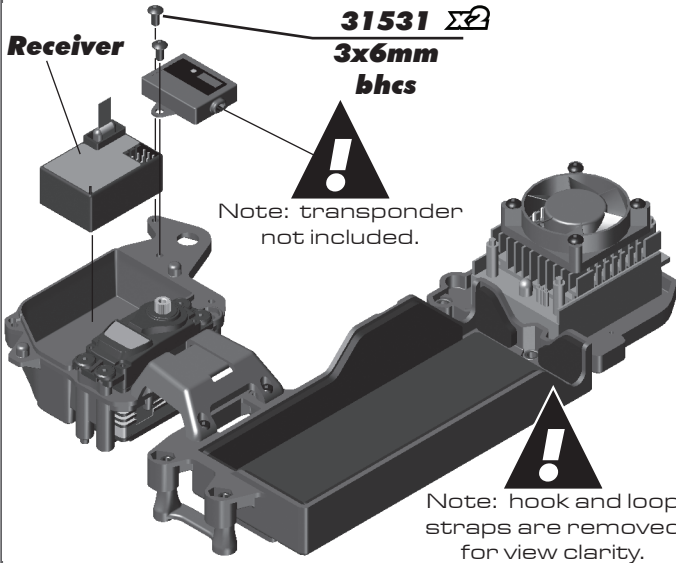


Note: route the speed control receiver wire through the radio box hole.



Note: route the servo wire to the receiver through this opening.


:: Radio Tray Assembly - (cont.)




31531 X2
3x6mm
bhes

Note: transponder not included.

Note: hook and loop straps are removed for view clarity.

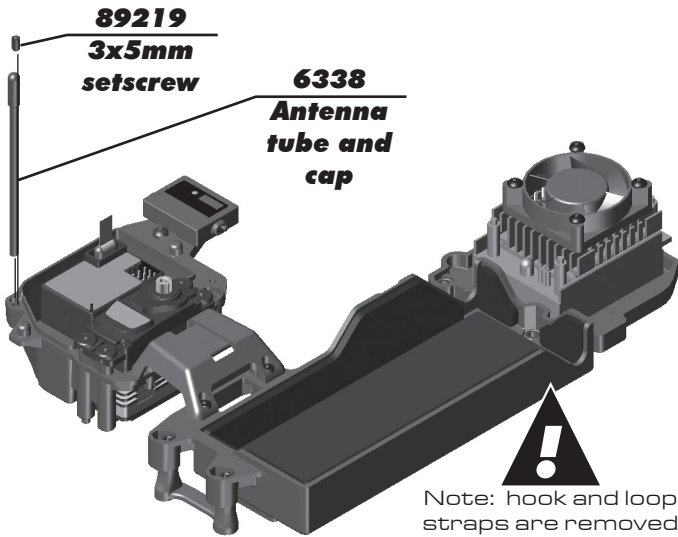


Note: plug in your speed control and servo to your receiver.



Note: route your receiver's antenna wire through the slot in the radio tray, and through your antenna tube.

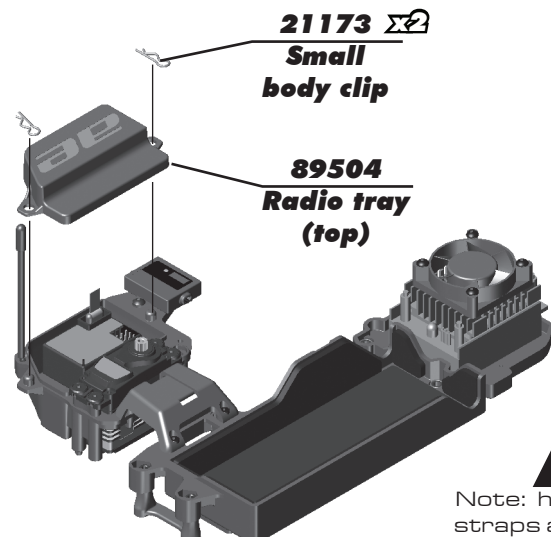
:: Radio Tray Assembly - (cont.)



89219
3x5mm
setscrew

6338
Antenna
tube and
cap

Note: hook and loop straps are removed for view clarity.

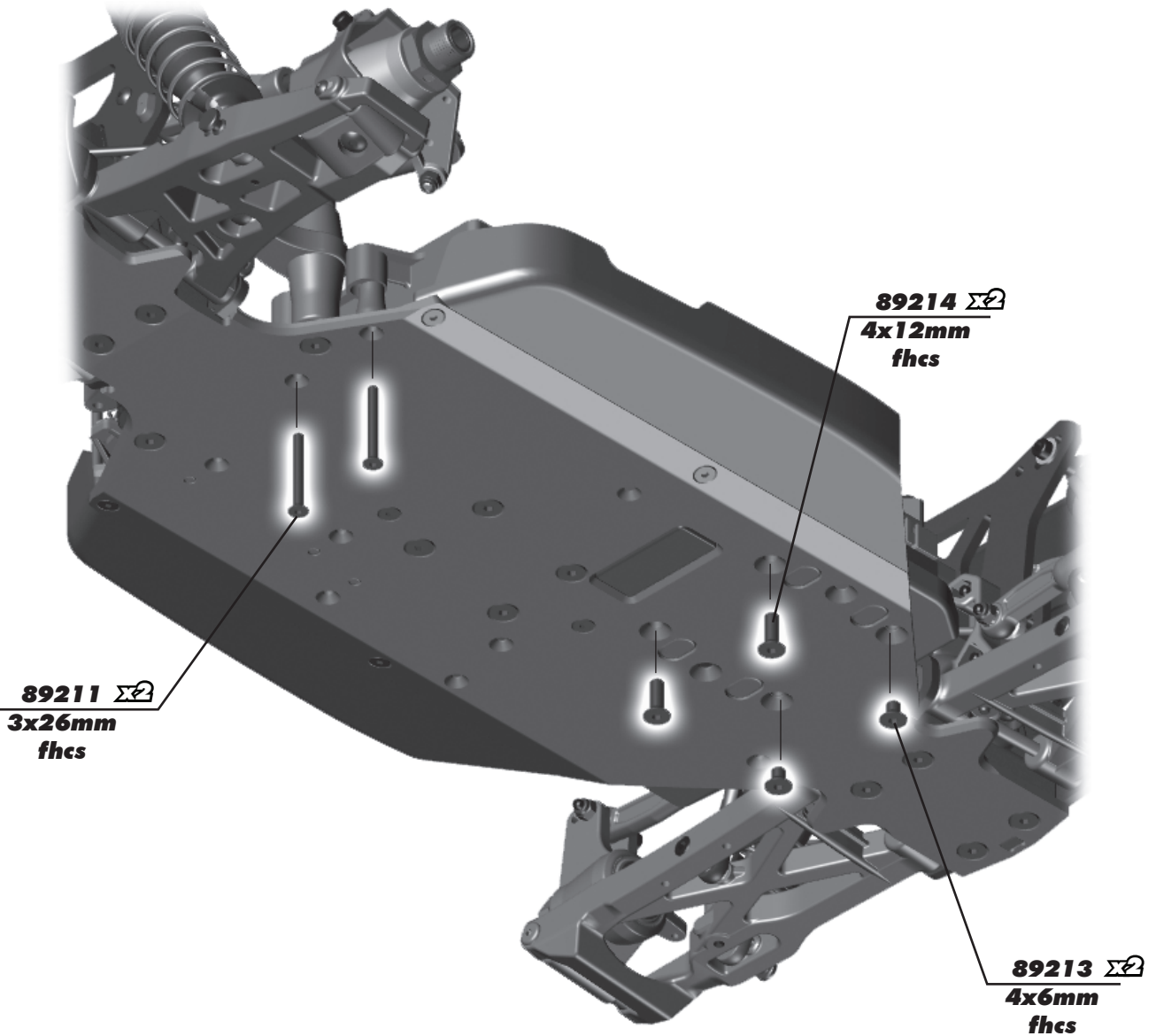


21173 X2
Small
body clip


89504
Radio tray
(top)

Note: hook and loop straps are removed for view clarity.


:: Radio Tray Assembly - (cont.)



:: Radio Tray Assembly - (cont.)



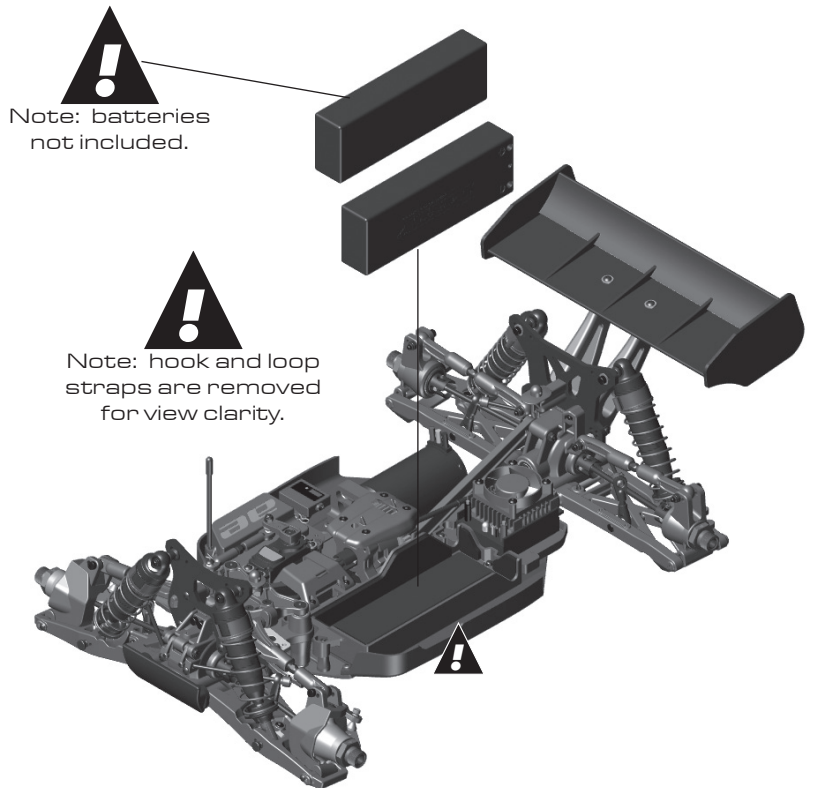
:: Radio Tray Assembly - (cont.)



3719
Nylon wire tie (6")



Note: Install wire tie as shown.




Note: batteries not included.



Note: hook and loop straps are removed for view clarity.




:: Wheels, Tires, and Body Install



89255 X4
RTR Pre-glued wheel/tire

89255 X4
RTR Pre-glued wheel/tire



#1597
CA tire glue

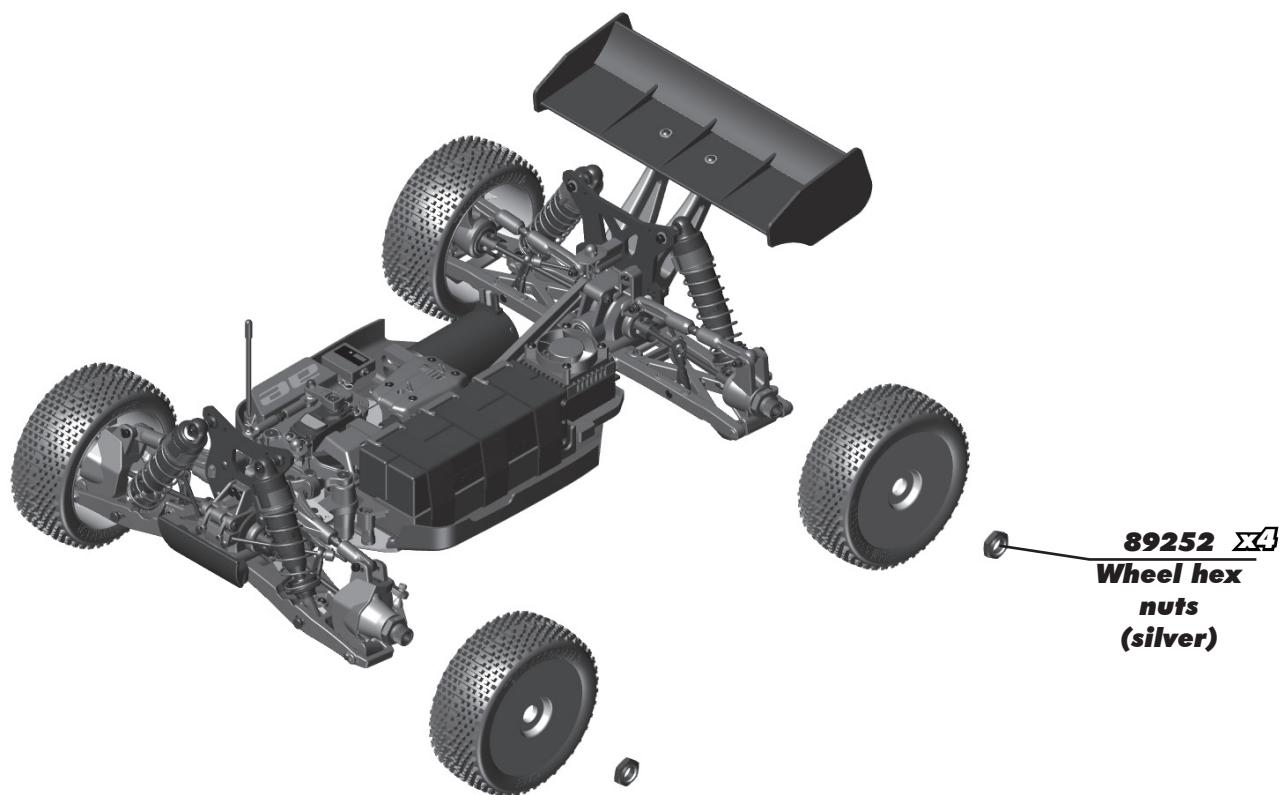
Tires:

When gluing tires to wheels, use a fast-curing Tire glue [CA] [AE Pt# 1597]. This is available at your local hobby shop. Make sure to clean the mounting surface of the tire with alcohol for best adhesion.

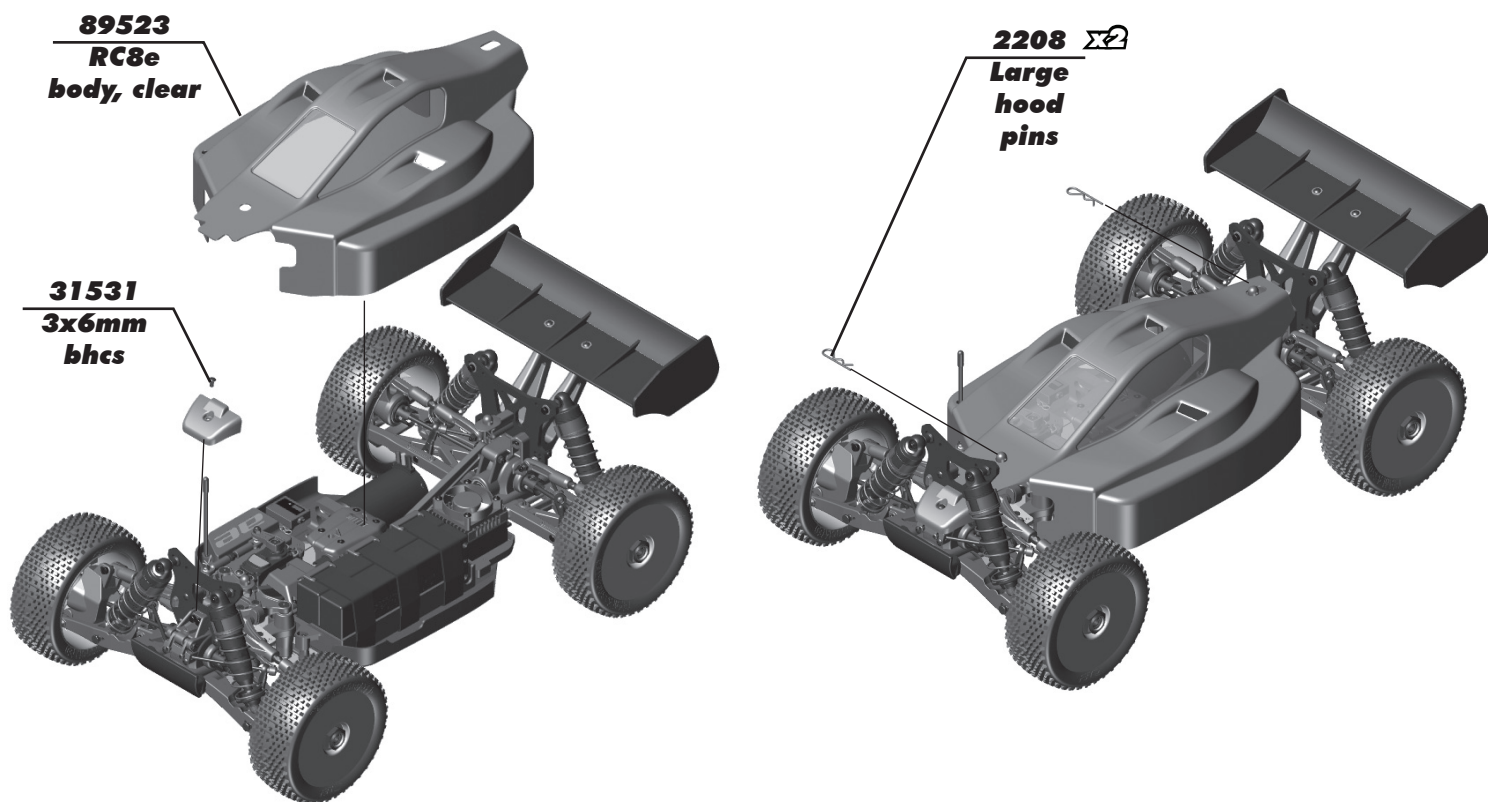


Build four wheels/tires

:: Wheels, Tires, and Body Install



:: Wheels, Tires, and Body Install (cont.)



:: Chassis Tips


Gearing:

Follow your motor manufacturer's recommendations for gearing options.

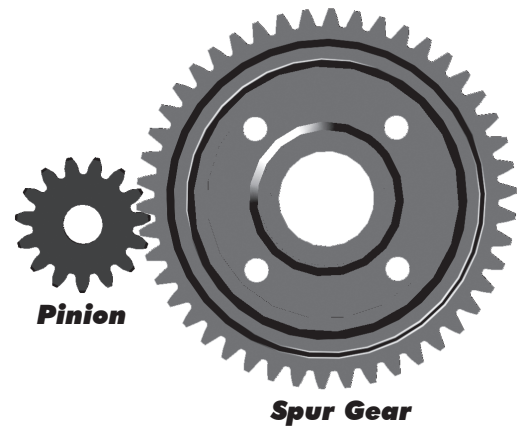
Gear Mesh:

To correctly set your gear mesh, follow the steps below:

1. Loosen the set screw on the motor's pinion gear. The set screw can be accessed through the slot on the side of the motor mount slide, opposite the spur gear. Slide the pinion on the motor shaft until the gear face of the pinion is entirely aligned with the gear face of the spur gear (see diagram). Tighten the set screw while ensuring it is aligned with the flat face on the motor shaft.



2. Loosen the two motor screws until the motor is able to move freely. Slide the motor as far as it can go towards the spur gear, ensuring that the teeth of the pinion and the spur gear are interlocking. Back the motor off a tiny bit (approximately 0.5 mm), and tighten the screws that lock the motor in place. Proper gear mesh has been achieved when the teeth are meshing closely, but the gears still have a small amount of play between them. If you hold one gear, you should be able to rock the other gear back and forth a small amount. If there is not "free play", your gear mesh is too tight and you should back off the motor a little farther.



Differential Fluid:

Team Associated includes a complete bottle of 5,000cst diff oil.

You can also provide your own oil and try one of the optional setups.

Standard differential fluid setup: Front = 5,000cst; Center = 5,000cst; Rear = 5,000cst.

Optional diff setup 1 (high grip track): Front = 5,000cst; Center = 10,000cst; Rear = 5,000cst.

Center Differential:

Use the standard setup for most cases. Some racers will try thicker oil (7,000-10,000cst) when greater acceleration is needed. This is typically done on very smooth tracks since thicker fluid can reduce handling in bumpy conditions.

:: Front End Tips

Front Differential:

Use the standard setup for most cases. Try 7,000cst to 10,000cst to get less low speed steering and better acceleration out of turns.

Kickup Bushing:

Generally more kick-up will provide better handling in the bumps and have better straight line acceleration. Less kick-up will provide more all around steering and have a more aggressive feel.

Caster:

The standard caster block insert setup is for 16 degrees. The standard inboard kick-up is 9 degrees (2-dot up insert in A-plate). You can reduce the caster using 14 degree inserts (also move both upper cone washers in front of the ball joint) for smoother steering. Changing to 18 degree inserts (also move both upper cone washers behind the ball joint) will typically provide more steering on power but reduce handling in bumpy conditions.

Front Upper Pivot Insert:

The standard setup is to use 2-dot up in the tower and 1-dot in the top plate. It is recommended to maintain a 1 dot gap (1 mm per dot) front to rear when using 2-dot up in the A-Plate. Reducing the A-Plate insert to 1-dot allows the use of same dot number insert in both tower and top plate. Going up to 3-dot up in the tower will give more turn in, but less steering on power/exit. Going down (1-dot, 2-dot down) will reduce turn in, but give more steering on exit.

Front Camber Link-Outer:

The standard short location will work the best for most tracks. Going to the long front link will give you more steering, but can make the car less predictable in bumps and exiting turns.

:: Front End Tips (cont.)

Front Camber Angle:

A good starting camber setting is -2 degrees. Positive camber, where the top of the tire is leaning out, is typically not recommended.

Front Toe-In:

Zero degree toe-in (tires pointing straight forward) is a good starting setting. You can increase turn in by adding 1-2 degrees of toe-out (front of tires point slightly out). Front toe - in is not a typical tuning adjustment used by the Team.

Front Ride Height:

The front ride height setting you should use most often is with 29mm of gap between the chassis bottom and the ground. Check the ride height with the FT Ride Height Gauge (# 1449) by lifting up the entire vehicle about 8-12 inches off the bench and drop it. After the suspension "settles" into place, then raise or lower the ride height with the shock clips as necessary and recheck.

Front Arm Shock Location:

Inside on the arm will give a more responsive front end. Outside on the arm will be less responsive steering, but will be more predictable through bumps.

:: Rear End Tips

Rear Differential:

Start with the standard setup. For expert drivers, the most popular setting is 3,000 cst. The thicker 5,000cst kit oil will rotate less in the turns and accelerate straight on power. The thinner oil (2,000 or 3,000cst) will give more low speed traction.

Anti-squat:

Anti-squat denotes the angle of the rear inner hinge pin relative to the ground. This setting is adjusted by changing the insert bushing in the C-Plate. The kit setting is 2 degrees (2-dot down) but you change to 1 degree (3-dot down). Typically less anti-squat lets the suspension work more over the bumps, but it will sacrifice the ability to square up on power.

Rear Camber Link Length & Vertical Adjustment:

You can change the length of the camber link on the hub or tower as well as adjust the vertical location on the tower. A longer link will give the feeling of the most grip, but it will not be as responsive to square up on throttle, and might get loose if driven hard. This can easily be corrected by running the shorter link on the hub, but it will sacrifice some forward grip.

Changing to a higher location on the tower will be a smaller adjustment than changing the length of the upper link. Going up on the tower location has a similar effect as a longer camber link, but not as drastic. For example, if you change to the short rear link on the hub and you need to gain more forward grip, try raising the link up on the tower. New additional lower holes should be used when running the optional hinge pin hole in the rear hub carrier.

Rear Hub Hinge Pin Height:

The upper hole gives more rear grip on turn in, and good forward traction, but it might have difficulty squaring up out of turns. The lower hinge pin hole in the hub will be more responsive on throttle, and give more side grip in the turns.

Rear Hub Spacing:

You have 3 options for rear hub spacing, FWD, MIDDLE, & BACK. The kit setting provides a good balance of rear traction and steering, and will be used most often. Moving the hubs FWD will give more rear traction for low grip tracks. You can use the hubs BACK on high grip tracks for more on-power steering. Also, you can replace the included shims to get intermediate settings.

Rear Camber:

A good starting camber setting is -2 degrees. Use the included # 1719 camber gauge to set your camber. Adding a small amount of positive camber, where the top of the tire is leaning out, will tend to improve straight-line acceleration on loose tracks.

Rear Ride Height:

The rear ride height setting you should use most often is 29mm of gap between the chassis bottom and ground. Check the ride height with the FT Ride Height Gauge (# 1449) by lifting up the entire vehicle about 8-12 inches off the bench and drop it. After the suspension "settles" into place, then raise or lower the ride height with the shock clips as necessary and recheck.

Rear Arm Shock Location:


Inside on the arm will give less entry steering, accelerates better straightline through bumps, but may lack side bite. Outside on the arm will be less grip, more steering, but will be more predictable when it breaks traction.

:: Droop Settings (Buggy shown but applicable for all vehicles)

Note: Rear hub spacing is not recommended with RTR dog bones.
For more adjustability, use CVA's in place of dog bones.



Step 1: With only the bottom of the shocks attached, the droop screws raised all the way, and the chassis above your working surface so the arms are at full extension, you should be able to easily slide the top of your shock over the standoff screw, while leaving the shock at full extension. If the mounting hole of the shock cap is above or below the standoff screw, adjust the droop screw accordingly. Repeat for all corners of your vehicle. Measure from the center of the standoff screw to the center of the shock riser button to get your FULL DROOP setting. The front shocks should be 102mm, while the rear shocks should be 120mm.



Step 2: Finish installing the shock to the standoff. Set your vehicle to your desired droop setting. To increase your droop turn the droop screw (from the top) counter-clockwise (loosen), turn the droop screw (from the top) clockwise (tighten) to decrease your droop. Remember, never back the screw out beyond full droop or you could risk damage to your vehicle.

Front Droop: Increasing front droop (loosen droop screws) will increase off-throttle steering. It also allows the front end to lift more, giving more rear grip and less front grip on-power. Remember to never loosen the screws beyond the FULL DROOP setting. Decreasing front droop (tighten droop screws) yields more on-power steering and quicker response at the expense of some stability in bumpy sections. It will also give less off-throttle steering.

Rear Droop: Increasing rear droop (loosen droop screws) will increase traction in bumpy sections, but will reduce high-speed stability. Remember to never loosen the screws beyond the FULL DROOP setting. Decreasing rear droop (tighten droop screws) will increase stability in high speed sections, but will reduce stability in bumpy sections.

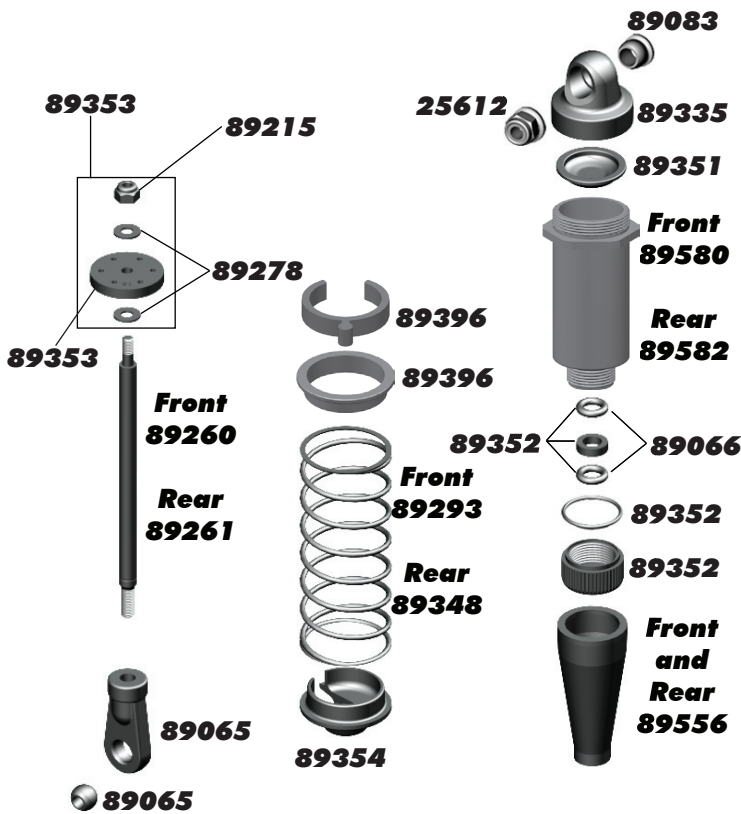
Setup Sheets:

Most often the best way to get your car handling right is to go to our website www.rc10.com and click on the "Setup Sheets" link, then the link to your vehicle, then search for your vehicle. Our team of professional drivers help develop these setups at National events. Also, most drivers have a "base" setup that they use as a starting point for every event. Try running some of our base setups OR look for track conditions and tires that are similar to your local track and mimic that setup. Remember, each adjustment has a purpose, so copy everything from the setup sheet and then make adjustments based on the recommendations in here at <http://www.rc10.com/rc/tuning>.

Step 3: Measure from the center of the shock standoff screw to the center of the shock riser button to get your final droop setting. The front shocks should both be set at the same length, as should the rear shocks. * The normal droop setting is between 0-5mm from the FULL DROOP measurement.

:: Shocks

25612	M3 Locknut With Flange	20
89065	Shock Rod End	4
89066	Shock O-Rings	8
89067	Shock Limiters, Set	1
89083	Shock Bushings	4
89215	Piston Locknut	10
89260	29mm RTR Shock Shaft, Front	2
89261	38mm RTR Shock Shaft, Rear	2
89278	2.5mm Washer	20
89335	16mm Shock Caps	2
89351	16mm Shock Bladders	8
89352	16mm Shock Rebuild Kit	1
89353	16mm Shock Pistons	8
89354	16mm Shock Spring Cups	4
89396	16mm RTR Pre-load Clips, Shock Collar Set	1
89556	RC8.2 Shock Boot Set	1
89580	16x29mm Shock Body RTR, Blue	2
89582	16x38mm Shock Body RTR, Blue	2

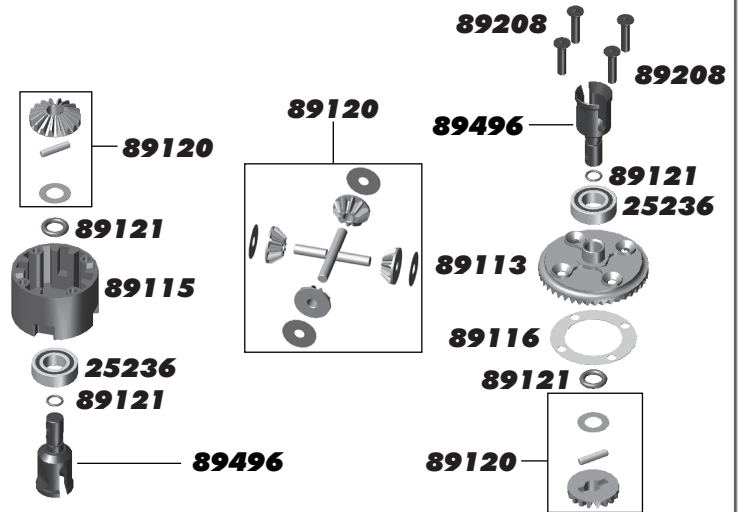


:: Springs

89292	16x29mm front spring black (3.3lbs)	Pr.
89293	16x29mm front spring silver (3.9lbs) - Kit	Pr.
89294	16x29mm front spring bronze (4.7lbs)	Pr.
89295	16x29mm front spring complete set	1
89347	16x38mm rear spring black (2.7 lbs)	Pr.
89348	16x38mm rear spring silver (3.3 lbs) - Kit	Pr.
89349	16x38mm rear spring bronze (4.0 lbs)	Pr.
89350	16x38mm rear spring complete set	1

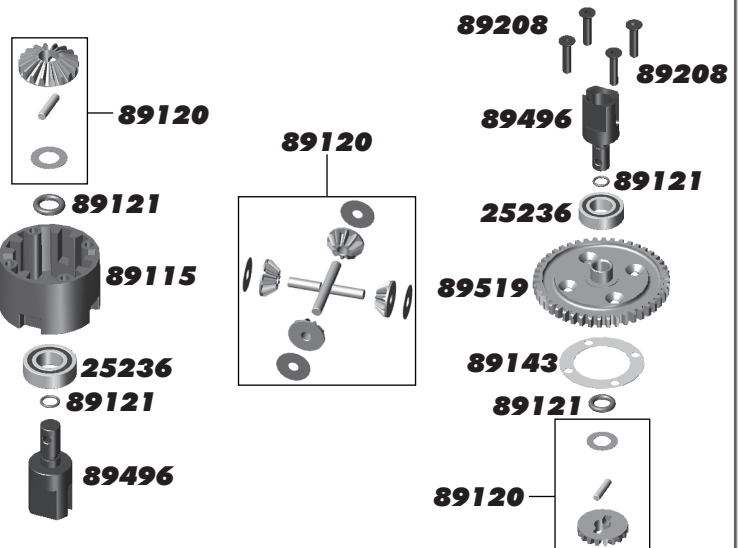
:: Front and Rear Gear Differential

25236	8x16x5 Bearings	2
89113	Diff Ring Gear, Includes Diff Gasket	1
89115	Diff Housing	1
89116	Diff Gasket	4
89117	Diff Shims	8
89120	Diff Sun/Planet Gears, Includes Washers and Pins, Set	1
89121	Diff O-Rings, Big and Small, Set	1
89208	3x14mm FHCS	10
89496	Diff Outdrive, 16mm	2



:: Center Gear Differential

25236	8x16x5 Bearings	2
89109	Spur Gear 44T, Includes Diff Gasket - metal	1
89110	Spur Gear 46T, Includes Diff Gasket - metal	1
89115	Diff Housing	1
89120	Diff Sun/Planet Gears, Includes Washers and Pins, Set	1
89121	Diff O-Rings, Big and Small, Set	1
89143	Diff Gasket Thick, 0.8mm	4
89208	3x14mm FHCS	10
89496	Diff Outdrive, 16mm	2
89519	Plastic Spur Gear 46T, Includes Diff Gasket - Kit	1
89520	Plastic Spur Gear 48T, Includes Diff Gasket	1
89521	Plastic Spur Gear 50T, Includes Diff Gasket	1



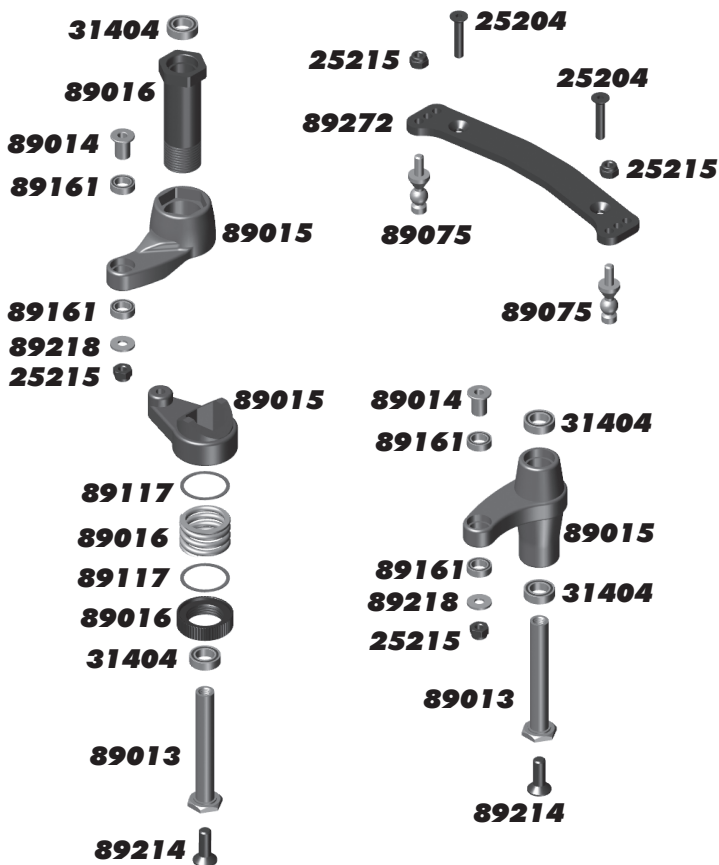
:: Shock Fluid

5420	10 Weight Silicone Shock Fluid	2oz.
5421	20 Weight Silicone Shock Fluid	2oz.
5422	30 Weight Silicone Shock Fluid	2oz.
5423	40 Weight Silicone Shock Fluid	2oz.
5424	22.5 Weight Silicone Shock Fluid	2oz.
5425	80 Weight Silicone Shock Fluid	2oz.
5426	27.5 Weight Silicone Shock Fluid	2oz.
5427	15 Weight Silicone Shock Fluid	2oz.
5428	25 Weight Silicone Shock Fluid	2oz.
5429	35 Weight Silicone Shock Fluid	2oz.
5430	45 Weight Silicone Shock Fluid	2oz.
5431	55 Weight Silicone Shock Fluid	2oz.
5432	32.5 Weight Silicone Shock Fluid	2oz.
5433	37.5 Weight Silicone Shock Fluid	2oz.
5434	42.5 Weight Silicone Shock Fluid	2oz.
5435	50 Weight Silicone Shock Fluid	2oz.
5436	60 Weight Silicone Shock Fluid	2oz.
5437	70 Weight Silicone Shock Fluid	2oz.
5438	47.5 Weight Silicone Shock Fluid	2oz.



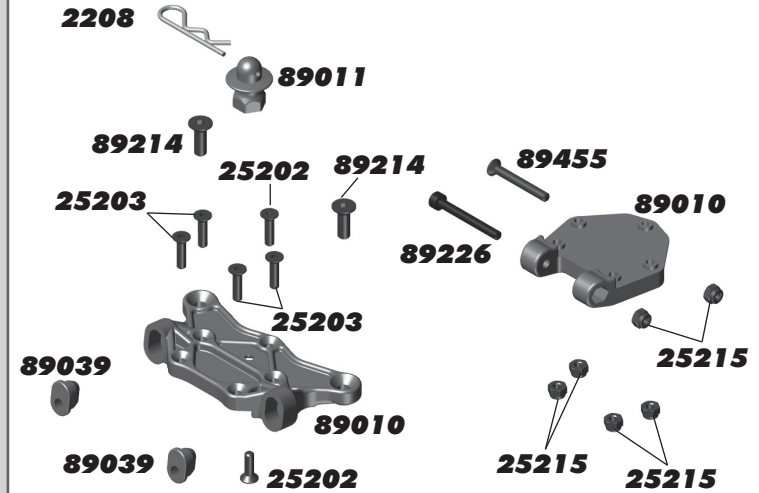
:: Steering

25204	3x16mm FHCS	20
25215	M3 Locknut	20
31404	6x10mm Bearing	2
89013	Steering Posts	2
89014	Steering Rack Post	2
89015	Servo Saver, Set	1
89016	Servo Saver Bolt, Nut, Spring, Set	1
89075	Steering Ballstuds	4
89117	Diff Shims	8
89161	Steering Bearing Set	1
89214	4x12mm FHCS	10
89218	3x8mm Washer	10
89272	RTR Steering Rack	1



:: Top Plate

2208	Large Hood Pins	6
25202	3x10mm FHCS	20
25203	3x12mm FHCS	20
25215	M3 Locknut	20
89010	Top Plate - Kit	1
89011	Body Mount Set	1
89039	Hinge Pin Bushings, 1/2/3 dot, Set	1
89214	4x12mm FHCS	10
89226	3x26mm SHCS	10
89234	Blue Aluminum Top Plate (FT)	1
89236	Black Aluminum Top Plate (FT)	1
89455	3x22mm FHCS	10



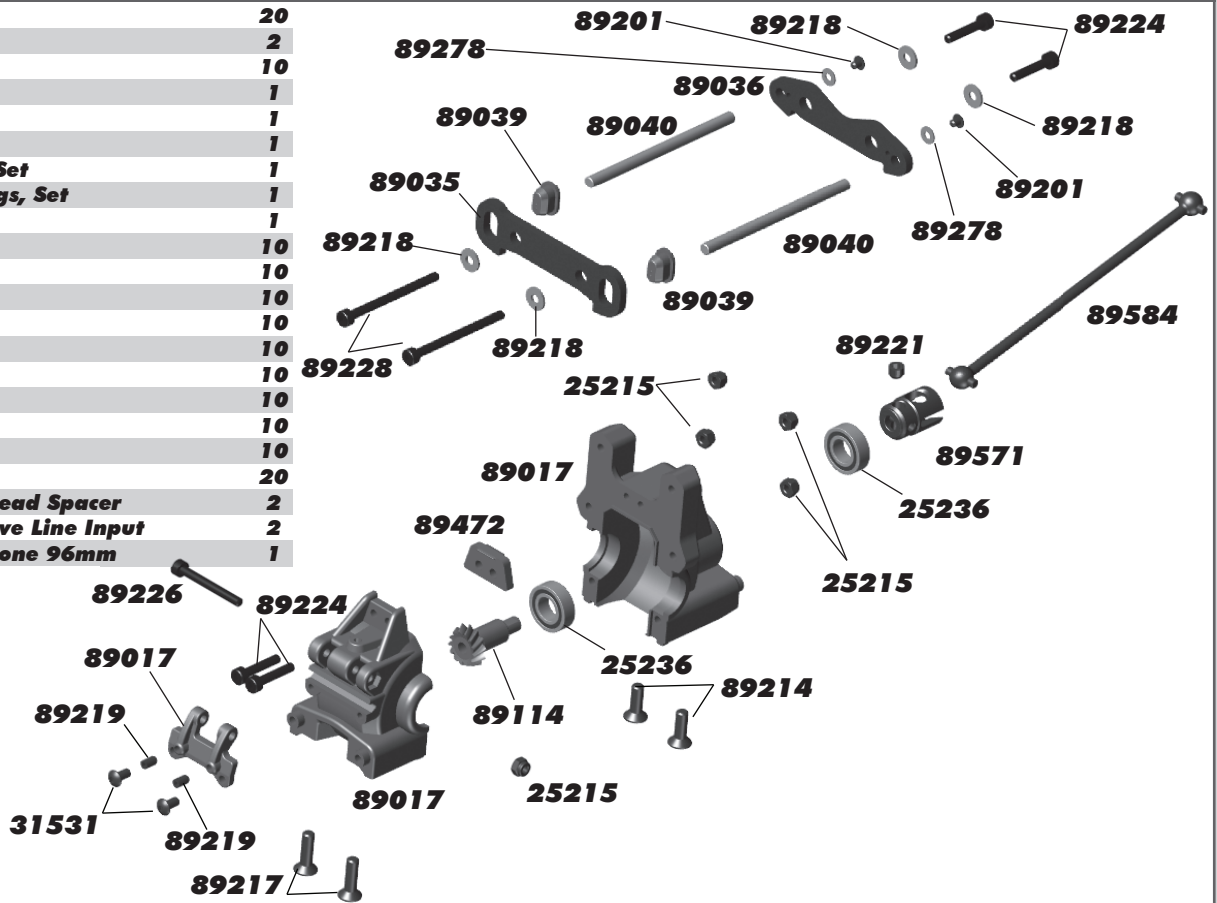
:: Lubes & Adhesives / Decals / Misc.

1105	FT Green Slime Shock Lube	1
1596	FT Locking Adhesive	1
1597	FT Tire Adhesive, Medium	1
5450	Silicone Diff Fluid 1000cst	1
5451	Silicone Diff Fluid 2000cst	1
5452	Silicone Diff Fluid 3000cst	1
5453	Silicone Diff Fluid 5000cst	1
5454	Silicone Diff Fluid 7000cst	1
5455	Silicone Diff Fluid 10000cst	1
5456	Silicone Diff Fluid 20000cst	1
5457	Silicone Diff Fluid 30000cst	1
5458	Silicone Diff Fluid 60000cst	1
5459	Silicone Diff Fluid 100000cst	1
6588	Black Grease - 4cc	1
6591	S.Diff Lube - 4cc	1
6636	Silicone Grease - 4cc	1
6727	Servo Tape	2
716	Reedy 2009 Sticker Set	1
717	Reedy Powered Logo Decal	1
3816	American Bumper Sticker	1
3820	AE Logo Decal Sheet	1
3834	AE Blue Embossed Logo Sticker	2



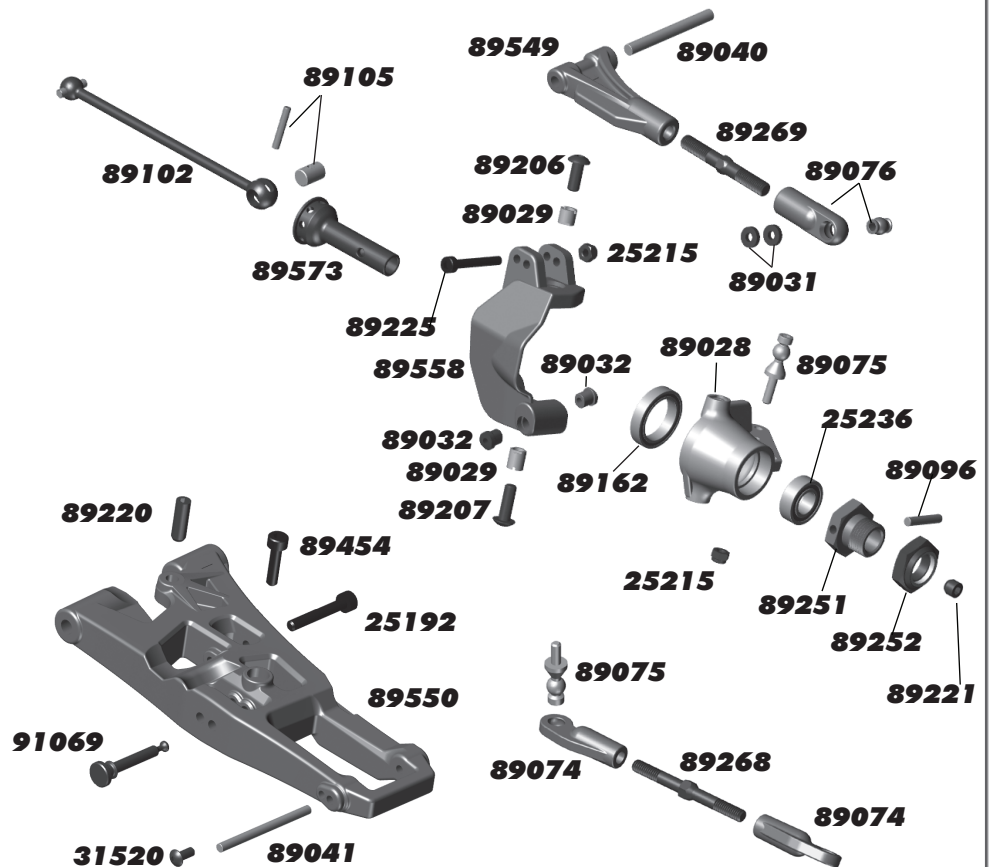
:: Front Gearbox

25215	M3 Locknut	20
25236	8x16x5 Bearing	2
31531	3x6mm BHCS	10
89017	FR/RR Gearbox	1
89035	Arm Mount A	1
89036	Arm Mount B	1
89040	Inner Hinge Pin, Set	1
89039	Hinge Pin Bushings, Set	1
89114	Diff Pinion Gear	1
89201	2.5x3mm BHCS	10
89214	4x12mm FHCS	10
89217	4x14mm FHCS	10
89218	3x8mm Washer	10
89219	3x5mm Setscrew	10
89221	5x4mm Setscrew	10
89224	3x16mm SHCS	10
89226	3x26mm SHCS	10
89228	3x40mm SHCS	10
89278	2.5mm Washer	20
89472	RC8B Front Bulkhead Spacer	2
89571	SC8.2e Center Drive Line Input	2
89584	RC8.2e RTR Dogbone 96mm	1



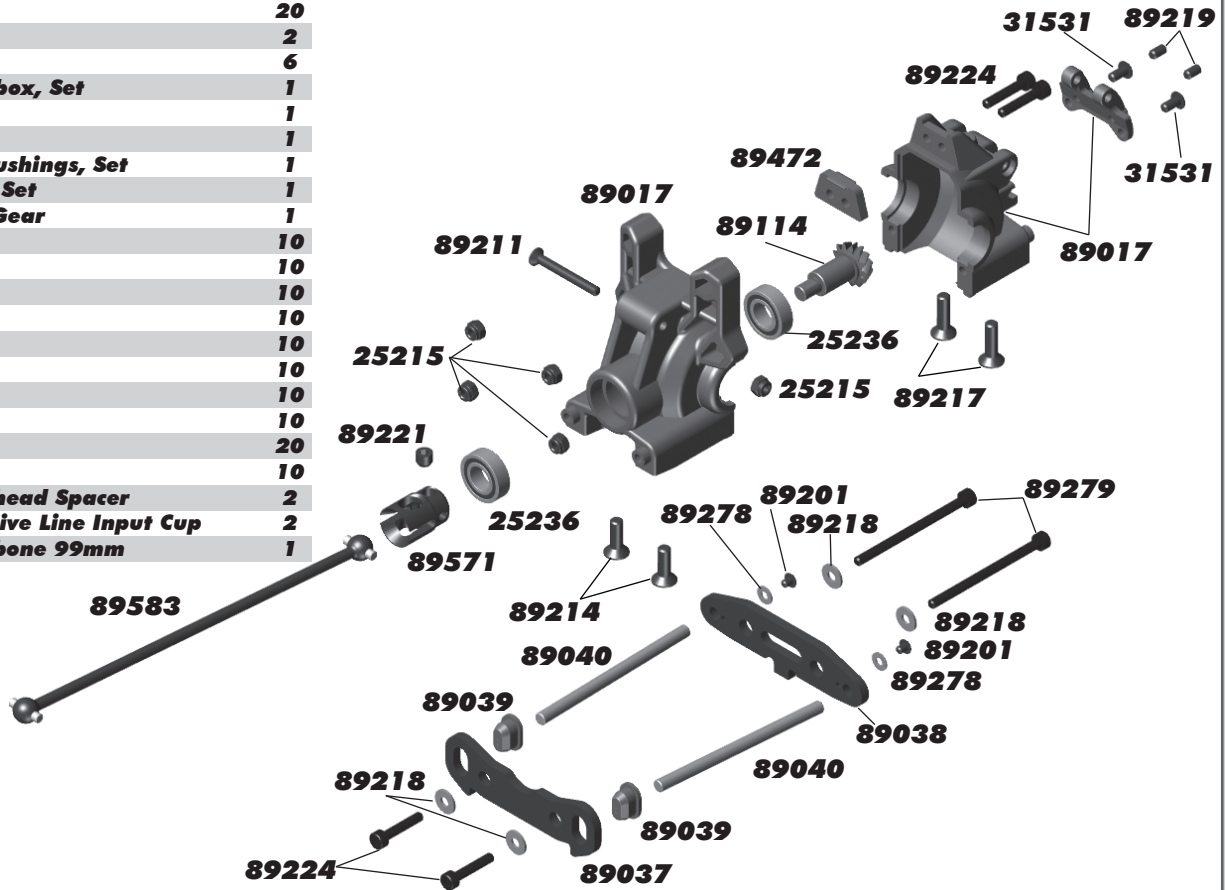
:: Front Suspension

25192	3x20mm SHCS	20
25215	M3 Locknut	20
25236	8x16x5 Bearing	2
31520	2.5x6mm BHCS	6
89028	Steering Blocks	Pr.
89029	Steering Block Bushings, Set	1
89031	Caster/Hub Spacers, Set	1
89032	Caster Angle Bushings, Set	1
89040	RC8 Inner Hinge Pins, Set	1
89041	RC8 Outer Hinge Pins, Set	1
89074	Steering Rod Ends	4
89075	RC8 Steering Ballstuds	4
89076	RC8 Camber Rod Ends, Set	1
89096	RC8 Wheel Hex Pins	4
89102	RC8 Front/Rear CVA Bone	2
89105	RC8 CVA Rebuild FR/RR, Set	1
89162	15x21x4 Bearing	2
89206	4x10mm BHCS	10
89207	4x12mm BHCS	10
89220	4x12mm Setscrew	10
89221	5x4mm Setscrew	10
89225	3x24mm SHCS	10
89251	Wheel Hex Drive	Pr.
89252	Wheel Hex Nut, silver	2
89268	Steel Turnbuckle, 42mm	2
89269	Steel Turnbuckle, 38mm	2
89454	3x12mm SHCS	10
89549	RC8.2 Front Upper Arms	Pr.
89550	RC8.2 Front Arms	Pr.
89558	RC8.2 Caster Blocks	Pr.
89573	SC8.2e Light Weight CV Axle, Steel	2
91069	Shock Mount Pin, Steel	4



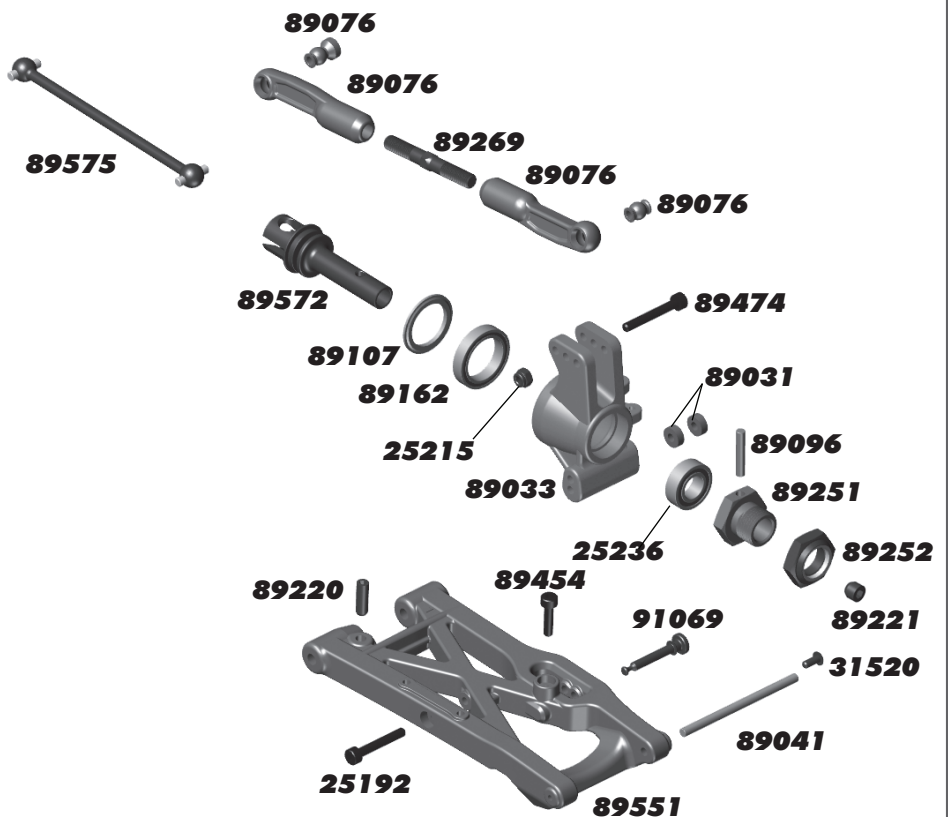
:: Rear Gearbox

25215	M3 Locknut	20
25236	8x16x5 Bearing	2
31531	3x6mm BHCS	6
89017	RC8 FR/RR Gearbox, Set	1
89037	Arm Mount C	1
89038	Arm Mount D	1
89039	RC8 Hinge Pin Bushings, Set	1
89040	Inner Hinge Pin, Set	1
89114	RC8 Diff Pinion Gear	1
89201	2.5x3mm BHCS	10
89211	3x26mm FHCS	10
89214	4x12mm FHCS	10
89217	4x14mm FHCS	10
89218	3x8mm Washer	10
89219	3x5mm Setscrew	10
89221	5x4mm Setscrew	10
89224	3x16mm SHCS	10
89278	2.5mm Washer	20
89279	3x45mm SHCS	10
89472	RC8B Front Bulkhead Spacer	2
89571	SC8.2e Center Drive Line Input Cup	2
89583	RC8.2e RTR Dogbone 99mm	1



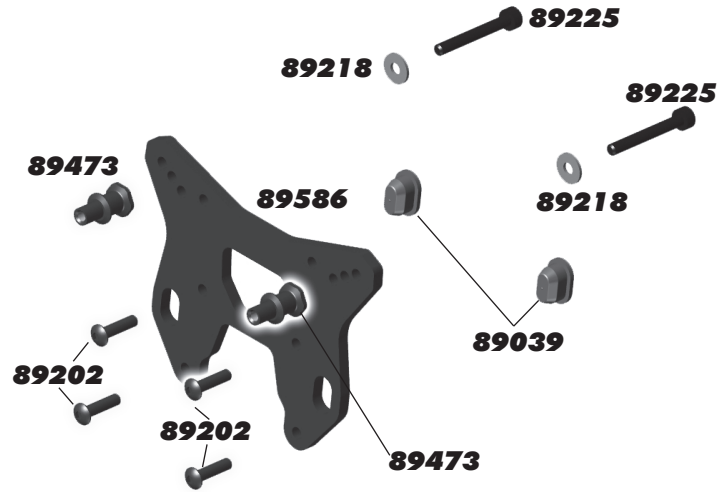
:: Rear Suspension

25192	3x20mm SHCS	20
25215	M3 Locknut	20
25236	8x16x5 Bearings	2
31520	2.5x6mm BHCS	6
89031	RC8 Caster/Hub Spacers, Set	1
89033	RC8 Hub Carriers	Pr.
89041	RC8 Outer Hinge Pins, Set	1
89076	RC8 Camber Rod Ends, Set	1
89096	RC8 Wheel Hex Pins	4
89107	RC8 Rear CVA Shield/Boot, Set	1
89162	15x21x4 Bearing	2
89220	4x12mm Setscrew	10
89221	5x4mm SHCS	10
89251	Wheel Hex Drive	Pr.
89252	Wheel Hex Nut, silver	2
89269	38mm Steel Turnbuckle	2
89454	3x12mm SHCS	10
89474	3x22mm SHCS	10
89551	RC8.2 Rear Arms	Pr.
89572	SC8.2e Dog Bone Axle	2
89575	SC8.2e RTR Dogbone 82mm	2
91069	Shock Mount Pin, Steel	4



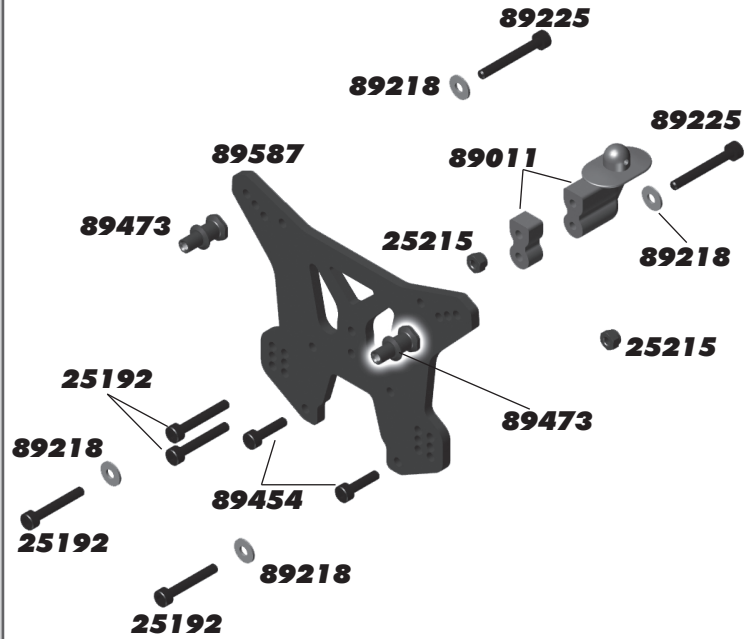
:: Front Shock Tower

89039	Hinge Pin Bushings, 1/2/3dot Set	1
89202	3x12mm BHCS	10
89218	3x8mm Washer	10
89225	3x24mm SHCS	10
89473	RC8B Steel Shock Stand-offs	4
89586	RC8.2e RTR Front Shock Tower	1



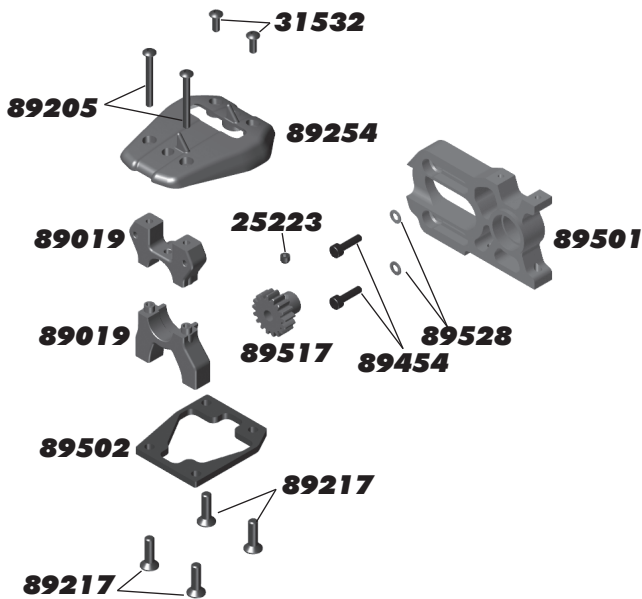
:: Rear Shock Tower

25192	3x20mm SHCS	20
25215	M3 Locknut	20
89011	Body Mount Set	1
89218	3x8mm Washer	10
89225	3x24mm SHCS	10
89454	3x12mm SHCS	10
89473	RC8 Steel Shock Standoffs	4
89587	RC8.2e RTR Rear Shock Tower	1




:: Center Bulkhead

25223	4x3mm Setscrew (for use with pinions)	20
31532	3x8mm BHCS	6
89019	RC8 Center Bulkhead, Set	1
89205	3x26mm BHCS	10
89217	4x14mm FHCS	10
89254	Center Top Plate	1
89454	3x12mm SHCS	10
89501	Motor Mount/Bulkhead	1
89502	Center Diff Riser	1
89512	RC8e 12T Pinion	1
89513	RC8e 13T Pinion	1
89514	RC8e 14T Pinion	1
89515	RC8e 15T Pinion	1
89516	RC8e 16T Pinion	1
89517	RC8e 17T Pinion - Kit	1
89528	3x5.6x0.5mm Washer, Steel	10



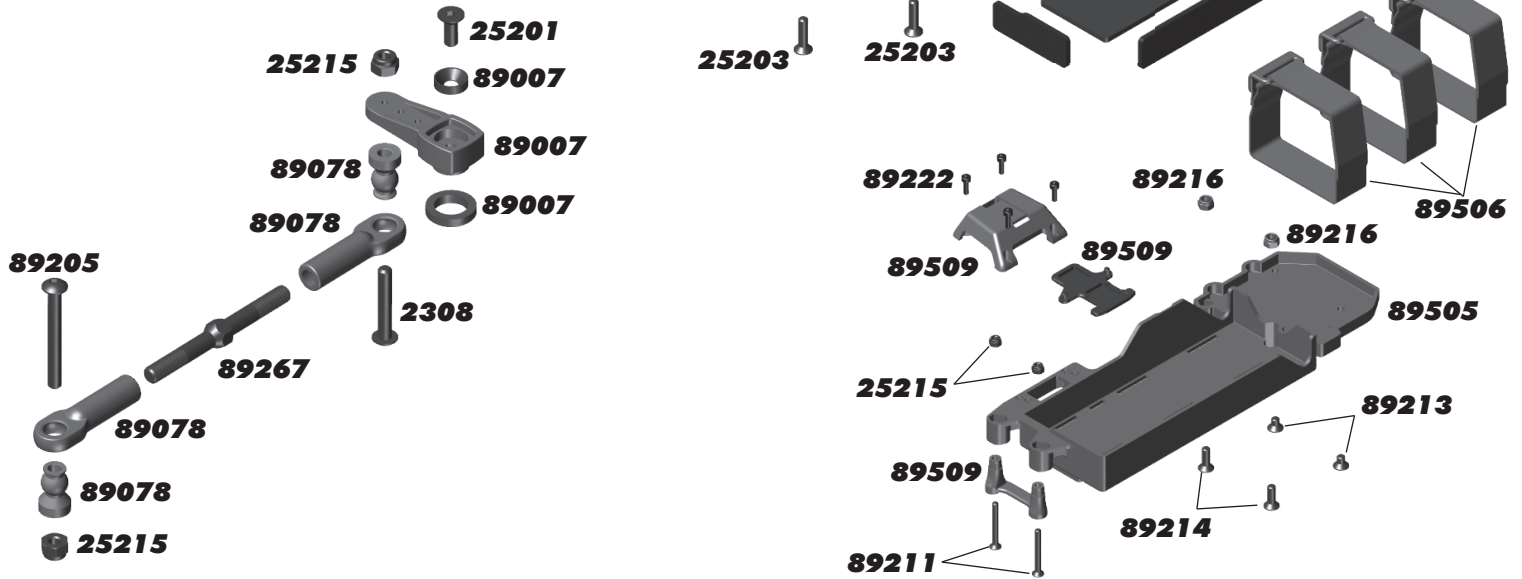
:: Chassis Braces

25204	M3x16mm FHCS	20
25215	M3 Locknut	20
89068	RC8 Pivot Chassis Brace Set (Front)	1
89069	RC8 Pivot Chassis Brace Set (Rear)	1
89077	Chassis Brace Rod Ends, Set works with #89068, 89069	1
89238	FT Aluminum Chassis Brace (Front)	1
89239	FT Aluminum Chassis Brace (Rear)	1
89258	RC8 Chassis Braces, Plastic - Kit (Front, Rear)	1



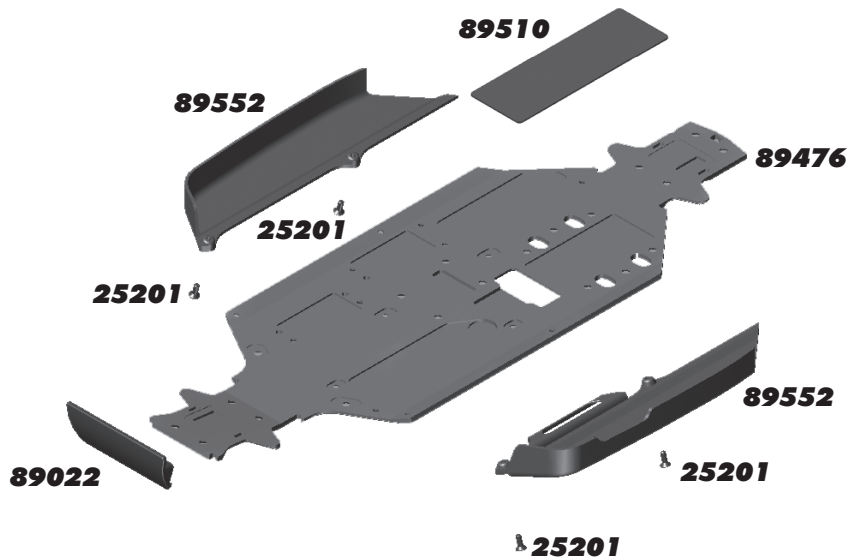
:: Radio Tray

2308	3x18mm BHCS	6
6338	Antenna Tube and Cap	1
21173	18T Body Clips	12
25187	3x14mm BHCS	20
25201	3x8mm FHCS	20
25203	3x12mm FHCS	20
25215	M3 Locknut	20
31531	3x6mm BHCS	6
89006	RC8 Servo Mount Spacers, Set	1
89007	Steering Servo Horns, Set	1
89078	RC8 Servo Link Rod Ends, Set	1
89205	3x26mm BHCS	10
89211	3x26mm FHCS	10
89213	4x6mm FHCS	10
89214	4x12mm FHCS	10
89216	M4 Locknut	10
89218	3x8mm Washer	10
89219	3x5mm Setscrew	10
89222	2.5x8mm SHCS	10
89267	Steel Turnbuckle, 32mm	2
89504	RC8e Radio Tray	1
89505	RC8e Battery Tray	1
89506	Hook and Loop Battery Straps, Set	1
89507	Battery Tray Pads, Set	1
89509	Battery Tray Accessories, Set	1



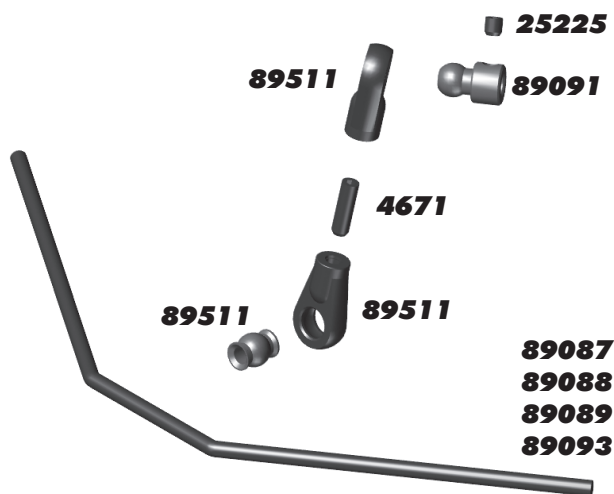
:: Chassis

25201	3x8mm FHCS	20
89022	Front Bumper	1
89476	FT RC8B +3mm Chassis	1
89510	Motor Pad	1
89552	RC8.2 Side Guards, Set	1



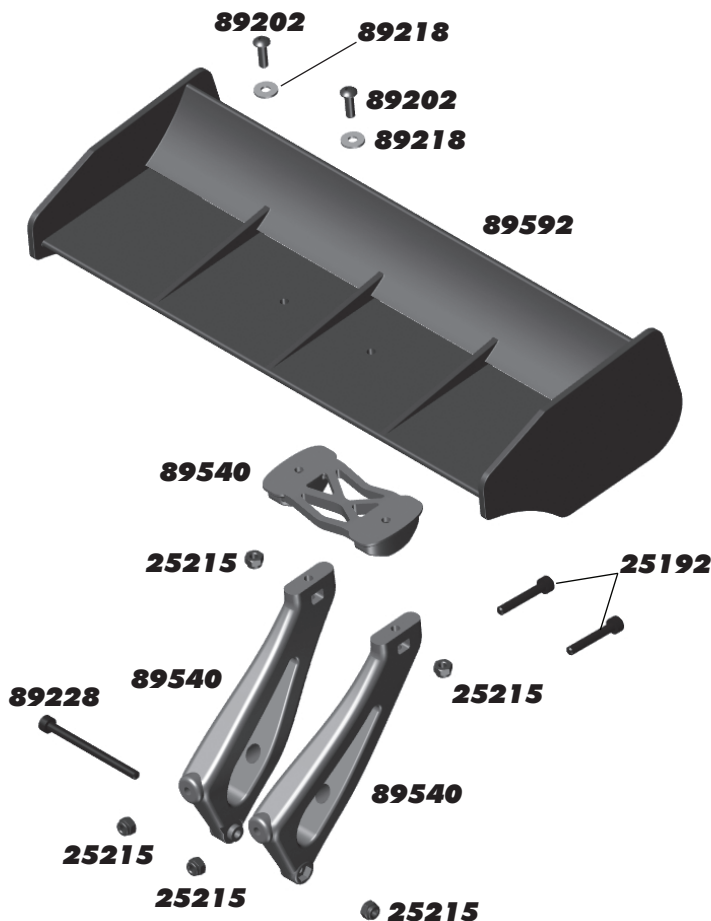
:: Anti-Swaybars

4671	3x10mm Setscrew	6
25225	3x3mm Setscrew	20
89086	FT Antiroll Bar Set	1
89087	FT Antiroll Bar Black, 2.2mm	1
89088	FT Antiroll Bar Silver, 2.5mm - Kit (rear)	1
89089	FT Antiroll Bar Gold, 2.8mm - Kit (front)	1
89091	FT Antiroll Bar Socket Joint	4
89093	FT Antiroll Bar Black, 3.0mm	1
89511	RC8.2e RTR Swaybar Link Set	1



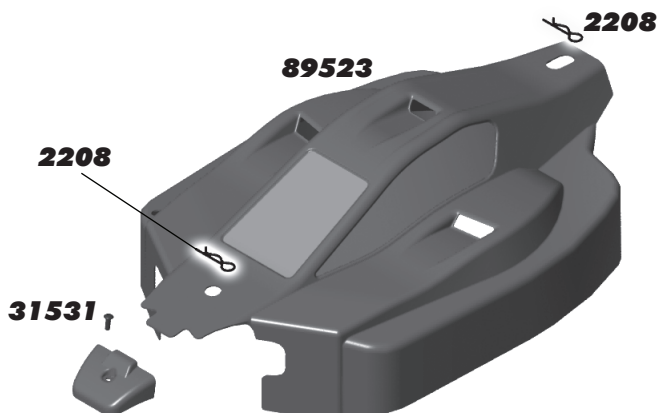
:: Wing

25192	3x20mm SHCS	20
25204	3x16mm FHCS	20
25215	M3 Locknut, (Black)	20
89202	3x12mm BHCS	10
89218	3x8mm Washer	10
89228	3x40mm SHCS	10
89540	RC8.2 Wing Mount, Set	1
89592	RC8.2e RTR Wing, (Black)	1



:: Body / Decals

1737	FT Body Scissors	1
2208	Large Hood Pins	6
31531	3x6mm BHCS	6
89277	RC8 RTR Body Wrap Decals	1
89475	RC8B Decal Sheet	1
89508	RC8.2e FT Decal Sheet	1
89523	RC8e Body w/Window Masks (Clear)	1
89559	RC8.2 Decal Sheet	1
89589	RC8.2e RTR Decal Sheet	1
89590	RC8.2e RTR Body (Blue)	1
89591	RC8.2e RTR Body (Red)	1



:: Wheels / Tires

89152	RC8 81mm Wheels (White) - Kit	4
89153	RC8 81mm Wheels (Yellow)	4
89255	RTR Pre-Glued Wheel/Tire (White)	Pr.
89296	RC8 83mm Wheels (White)	4
89297	RC8 83mm Wheels (Yellow)	4



:: Factory Team and Option Parts

25392	3mm Blue Locknut, Flanged	10
31550	M3 Aluminum Lock Nut	6
80930	1/8 Scale Electric Conversion Kit	1
89005	Aluminum Antenna Mount	1
89012	RC8 Steering Rack, Carbon Fiber	1
89016	Servo Saver Bolt, Nut, Spring	1
89020	Center Bulkhead Plate CF	1
89045	RC8 FT 0.5 Degree Toe Bushing	1
89053	Gold Shock Shaft 29mm	2
89054	Gold Shock Shaft 38mm	2
89070	RC8 Ti Turnbuckle Set	1
89071	Camber Turnbuckles 5mm	2
89073	Servo Turnbuckle 4mm	1
89082	RC8 Shock Standoffs, Aluminum	4
89094	Nyloc Wheel Hex Nuts, Blue	2
89095	Wheel Hex, Aluminum	2
89106	Center CVA Rebuild Set	1
89111	Center Complete Differential, Metal Spur Gear	1
89112	Front or Rear Complete Differential	1
89160	Drivetrain Bearing, Set	1
89161	Steering Bearing Set	1
89229	Blue Countersunk Washer	10
89234	Blue Aluminum Top Plate (FT)	1
89235	RC8 CNC Aluminum Steering Rack	1
89236	Black Aluminum Top Plate (FT)	1
89237	RC8 Skid Plate	1
89284	RC8 Rear Stub Axle (Aluminum)	2
89285	RC8 Front Stub Axle (Aluminum)	2
89286	RC8 Gearbox Input Cup (Aluminum)	2
89290	FT 16x29mm Front Shock Kit	1
89291	FT 16x29mm Front Shock Bodies, Hard Coated & Threaded - requires #89555 shock shafts	Pr.
89344	FT 16x38mm Rear Shock Bodies, Hard Coated & Threaded - requires #89555 shock shafts	Pr.
89346	FT 16x38mm Rear Shock Kit	1
89355	16mm Shock Collar, threaded	2
89380	RC8 FT Machined Steering Blocks	Pr.
89381	RC8 FT Machined Rear Hubs	Pr.
89405	Nyloc Wheel Nuts (Silver)	4
89406	Nyloc Wheel Nuts (Black)	4
89456	16mm Piston 10x1.1	4
89459	FT 16mm Piston, 8 x 1.3	4
89460	RC8 Aluminum A-Plate	1
89461	RC8 Aluminum B-Plate w/Pins, Set	1
89462	RC8 Aluminum C-Plate	1
89463	RC8 Aluminum D-Plate w/Pins, Set	1
89466	RC8B Inner Hinge Pins, 4mm HMA, Set	1
89467	HD Shock Shaft, 4x29mm	1
89468	HD Shock Shaft, 4x38mm	1
89469	HD Shock Ends, Set	1
89470	RC8B Shock Tower Hinge Pin Bushings, Set	1
89473	Steel Shock Standoff	2
89477	FT RC8B Light Outdrive, Front	2
89478	FT RC8B Light Outdrive, Rear	2
89481	FT RC8B Low B-Plate	1
89482	FT RC8B Low B-Plate Inserts	2
89485	FT RC8B Aluminum Steering Posts	2
89487	RC8.2 FT Rear Swaybar, 2.5 Green	1
89488	RC8.2 FT Rear Swaybar, 2.6 White	1
89489	RC8.2 FT Rear Swaybar, 2.7 Blue	1
89490	RC8.2 FT Rear Swaybar, 2.8 Yellow	1
89492	16mm Piston 5x1.1 + 5x1.2	4
89493	FT 16mm Pistons, 5x1.1 + 5x1.3	4
89494	RC8B Light Diff Ring Gear, Includes Diff Gasket	1
89496	Diff Outdrive	2
89529	RC8.2e FT Motor Mount Set	1
89530	RC8.2 FT Front Swaybar Kit	1
89531	RC8.2 FT Rear Swaybar Kit	1
89532	RC8.2 FT Front Swaybar, 2.2 Green	1
89533	RC8.2 FT Front Swaybar, 2.3 White	1
89534	RC8.2 FT Front Swaybar, 2.4 Blue	1
89535	RC8.2 FT Front Swaybar, 2.5 Yellow	1
89536	RC8.2 Swaybar Pivot Ball w/setscrews	4

:: Factory Team and Option Parts - (cont.)

89537	RC8.2 Swaybar Drop Link w/pivots	4
89541	FT RC8.2 Front Spring Kit	1
89542	FT RC8.2 Front Spring, 4.00 Green	2
89543	FT RC8.2 Front Spring, 4.30 Silver	2
89544	FT RC8.2 Front Spring, 4.65 Blue	2
89545	FT RC8.2 Rear Spring Kit	1
89546	FT RC8.2 Rear Spring, 3.25 Green	2
89547	FT RC8.2 Rear Spring, 3.55 Silver	2
89548	FT RC8.2 Rear Spring, 3.75 Blue	2
89553	RC8.2 Front Hinge Pin, TiN	2
89554	HD Shock Shaft, 4x26mm	Pr.
89555	HD Shock Shaft, 4x36mm	Pr.
89556	RC8.2 Shock Boots, Front & Rear	1
89557	Pin Retainer O-Ring and Boot	2
89558	RC8.2 Caster Blocks, Left & Right	Pr.
89561	RC8.2 Mud Guards, Left & Right	Pr.
89565	Vertical Caster Block, 16°	Pr.
89566	Vertical Steering Blocks	2
89567	Bushings and Pins	4ea
89568	Optional Gear Set	1
91069	Shock Mount Pin, Steel	4

:: XP Electronics

29142	XP ESC Fan Option	1
29145	XP SC1300-BL Brushless ESC	1
29166	XP DS1313 Digital Servo	1
29167	XP DS1015 Digital Servo	1
29168	XP DS1510MG Digital Servo	1
29209	Gear Set, DS1313	1
29210	Gear Set, DS1015	1
29211	Servo Case, DS1313/DS1015	1
29212	Accessory Pack, DS1313/DS1015	1
29214	TRS403-SSi 2.4GHz 4Ch Receiver	1
29215	XP2G 2.4GHz Radio System	1

:: Reedy Motors

929	1515-SL Brushless Motor 2000kV	1
988	Sonic 1512 1800kV Competition Brushless Motor	1
989	Sonic 1512 2100kV Competition Brushless Motor	1
993	Sonic 1512 2400kV Competition Brushless Motor	1

:: Reedy Batteries

302	AA Alkaline 1.5V (4)	1
304	LiPo Pro TX/RX Battery 1600mAh 7.4V Flat	1
305	LiFe Pro TX/RX Battery 1300mAh 6.6V Flat	1
311	LiPo 65C 4600mAh 14.8V	1
626	LiPo 60C 5500mAh 14.8V	1
632	LiPo TX Lightweight Battery 1350mAh 11.1V	1
637	LiPo TX Battery - M11X 2500mAh 7.4V	1
733	Wolfpack LiPo 3700mAh 14.8V 35C w/High Power Connector	1
741	Wolfpack LiPo 4500mAh 14.8V 25C w/High Power Connector	1

:: Reedy Accessories

604	526-S AC/DC 2S-6S LiPo/LiFe Charger	1
609	TAM to High Power onnector charge adapter	1
654	4.0mm Bullet Plugs (2M, 2F)	1
655	4.0mm Bullet Plugs (2M, 10F)	1
656	4.0mm Bullet Plugs (10F)	1
657	4.0mm Bullet Plugs (100F)	1
658	4.0mm Bullet Plugs (10M)	1
659	4.0mm Bullet Plugs (30M)	1
668	Charge Harness 4S 5mm (for Reedy #311)	1
669	5.0mm Bullet Plugs (2M)	1
716	Reedy 09 Decal Set	1
978	Flat Sensor Wire 70mm	1
979	Flat Sensor Wire 110mm	1
980	Flat Sensor Wire 150mm	1
981	Flat Sensor Wire 200mm	1
982	Flat Sensor Wire 270mm	1

:: Qualifier Series Vehicles

7052	Pro Lite 4x4 RTR, 1/10 Scale (ready-to-run)	1
20111	Rival Mini Monster Truck 1/18 Scale (ready-to-run)	1
20119	APEX Mini Touring RTR	1
20510	RIVAL Electric Monster Truck RTR, 1/8 Scale (ready-to-run)	1
30112	APEX Touring V-Type, 1/10 Scale (ready-to-run)	1

:: 1/18 Kits and RTR's

20103	RC18B2 - RC18T2 Team Kit	1
20121	SC18 RTR Brushless (ready-to-run)	1

:: Apparel

SP36**	Reedy 09' Black T-Shirt (M, XL, 2XL)	1
SP37**	Reedy 2012 T-shirt - Black (S, M, L, XL, 2XL, 3XL)	1
SP38	Reedy Trucker Hat	1
SP39	Reedy Patch	1
SP66**	Stencil Blue T-Shirt (S, M, L, XL, 2-6XL)	1
SP67**	AE Stencil Gray Sweatshirt (S, M, L, XL, 2XL, 3XL)	1
SP68**	AE Stencil Blue T-Shirt (M, L, XL)	1
SP69**	AE 26 Time World Championship T-Shirt, Black (S, M, L, XL, 2XL, 3XL)	1
SP70**	Associated Windbreaker (XL)	1
SP71**	Associated Winter Jacket (M, L, XL)	1
SP73**	AE Long Sleeve T-Shirt (S, M, L, XL, 2XL)	1
SP74**	AE White T-Shirt (S, M, L, XL, 2XL, 3XL, 4XL)	1
SP75**	AE Blue T-Shirt (S, M, L, XL, 2XL, 4XL, 6XL)	1
SP76**	AE Black T-Shirt (S, M, L, XL, 2XL, 3XL)	1
SP77**	AE 2012 T-Shirt, Blue (S, M, L, XL, 2XL, 3XL)	1
SP78**	AE 2012 T-Shirt, White (S, M, L, XL, 2XL, 3XL)	1
SP79**	AE 2012 T-Shirt, Black (S, M, L, XL, 2XL, 3XL)	1
SP84**	Reedy 3D T-Shirt, Black (S, M, L, XL, 2XL, 3XL)	1
SP85**	Reedy Zip Hoodie, Black (S, M, L, XL, 2XL, 3XL)	1
SP86**	Reedy Girl's 3D T-Shirt, Black (S, M, L, XL)	1
SP87**	AE 2013 Zip Hoodie (S, M, L, XL, 2XL, 3XL)	1
SP411S	AE Hat 11' Flat Bill Black S/M	1
SP411L	AE Hat 11' Flat Bill Black L/XL	1
SP413S	26 Time World Championship Hat S/M	1
SP413L	26 Time World Championship Hat L/XL	1
SP416	Associated Car Carrier Bag, Medium	1
SP417	1/10 FT Motor Bag	1
SP418	Factory Team 1/10 Car Carrier Bag	1
SP420**	AE Pit Gloves (L, XL)	Pr.
SP421S	AE 2012 Hat, Black, Flat Bill, S/M	1
SP421L	AE 2012 Hat, Black, Flat Bill, L/XL	1
SP422S	AE 2012 Hat, Black, Curved Bill, S/M	1
SP422L	AE 2012 Hat, Black, Curved Bill, L/XL	1
SP423S	AE 2012 Hat, White, Flat Bill, S/M	1
SP423L	AE 2012 Hat, White, Flat Bill, L/XL	1
SP424S	AE 2012 Hat, White, Curved Bill, S/M	1
SP424L	AE 2012 Hat, White, Curved Bill, L/XL	1
715	Reedy 2009 Track Banner	1
110684	Team Associated Track Banner	1

:: 1/12, 1/10 Kits and RTR's

2042	Nitro TC3 RTR Plus (ready-to-run)	1
4020	FT 12R5.2 Kit	1
6001	RC10 Classic Kit	1
7025	FT RC10T4.2 Kit	1
7029	SC10 Associated/RC10.com Truck RTR (ready-to-run)	1
7030	SC10 KMC Wheels Race Truck RTR (ready-to-run)	1
7038	FT SC10.2 Kit	1
7039	RC10T4.2 RS RTR 2.4GHz Brushless (ready-to-run)	1
7046	SC10 RS RTR, Lucas Oil (ready-to-run)	1
7048	SC10 RS RTR, Pro Comp (ready-to-run)	1
7049	SC10 RS RTR, Rockstar/Makita (ready-to-run)	1
7050	SC10 RS RTR, Hart and Huntington (ready-to-run)	1
7093	SC10GT RTR (ready-to-run)	1
8020	FT RC10R5 Kit	1
8022	FT RC10R5.1 Kit	1
9040	FT RC10B4.1 Worlds Kit	1
9041	FT RC10B4.2 Kit	1
9042	RC10B4.2 RS RTR 2.4GHz Brushless (ready-to-run)	1
9050	SC10B RS RTR (ready-to-run)	1
9062	FT B44.2 4WD Buggy Kit	1
30101	TC4 Club Racer 4WD Touring Car Race Roller	1
30108	FT TC6.1 WC 4WD Touring Car Kit	1
90005	SC10 4x4 Lucas Oil RTR (ready-to-run)	1
90006	SC10 4x4 Pro Comp RTR (ready-to-run)	1
90010	SC10 4x4 FT Kit	1

:: 1/8 Kits and RTR's

20501	MGT 4.60 SE RTR (ready-to-run)	1
20502	MGT 8.0 Nitro RTR (ready-to-run)	1
20503	Limited Edition MGT 4.60 Nitro RTR, w/flag body (ready-to-run)	1
20504	Limited Edition MGT 8.0 Nitro RTR, w/flag body (ready-to-run)	1
80906	RC8.2 Nitro Buggy FT Kit	1
80907	RC8.2e Electric Buggy FT Kit	1
80908	RC8.2e Electric Buggy RTR (ready-to-run)	1
80909	RC8.2RS Nitro Buggy RTR (ready-to-run)	1
80912	RC8T Championship Edition	1
80933	SC8.2e Short Course Race Truck, Rockstar/Makita Electric RTR (ready-to-run)	1
80934	SC8.2e Short Course Race Truck, Slick Mist Electric RTR (ready-to-run)	1

:: Tools

1111	FT Turnbuckle Wrench	1
1112	FT 4mm Turnbuckle Wrench (4x4 only)	1
1449	Offroad Ride Height Gauge	1
1450	FT Ride Height Gauge	1
1541	FT Hex Driver Set, (7 pcs)	1
1542	FT .050" Silver Hex Driver	1
1543	FT 1/16" Black Hex Driver	1
1544	FT 1.5mm Purple Hex Driver	1
1545	FT 5/64" Blue Hex Driver	1
1546	FT 3/32" Gold Hex Driver	1
1547	FT 2.5mm Green Hex Driver	1
1548	FT 3mm Red Hex Driver	1
1551	FT Screwdriver Set	1
1553	FT Phillips Silver Screwdriver	1
1554	FT Silver Spring Hook Tool	1
1561	FT Nut Driver Set, (6 pcs)	1
1562	FT 3/16" Black Nut Driver	1
1563	FT 1/4" Red Nut Driver	1
1564	FT 5.5mm Red Nut Driver	1
1565	FT 11/32" Green Nut Driver	1
1567	FT 8mm Gold Nut Driver	1
1589	FT 5/64" Blue Ball Hex Driver	1
1590	FT 3/32" Gold Ball Hex Driver	1
1592	FT Ball Hex Driver Set, (3 pcs)	1
1655	FT 8-Piece 1/4" Hex Drive Set	1
1656	FT 1/4" Hex Drive Handle, without tips	1
1657	FT 1/4" Hex Drive .050" Tip	1
1658	FT 1/4" Hex Drive 1/16" Tip	1
1659	FT 1/4" Hex Drive 5/64" - 2.0mm Tip	1
1660	FT 1/4" Hex Drive 3/32" Tip	1
1661	FT 1/4" Hex Drive 1.5mm Tip	1
1662	FT 1/4" Hex Drive 2.5mm Tip	1
1663	FT 1/4" Hex Drive 3/16" Nut Driver Tip	1
1664	FT 1/4" Hex Drive 1/4" Nut Driver Tip	1
1665	FT 1/4" Hex Drive 11/32" Nut Driver Tip	1
1666	FT 1/4" Hex Drive 5.5mm Nut Driver Tip	1
1667	FT 1/4" Hex Drive 7.0mm Nut Driver Tip	1
1668	FT 1/4" Hex Drive 8.0mm Nut Driver Tip	1
1669	FT 1/4" Hex Drive 5/64" - 2.0mm Ball End Tip	1
1670	FT 1/4" Hex Drive 3/32" Ball End Tip	1
1671	FT 1/4" Hex Drive Standard Screwdriver Tip	1
1672	FT 1/4" Hex Drive Phillips Screwdriver Tip	1
1673	FT 1/4" Hex Drive 2.5mm Ball End Tip	1
1674	FT 1/4" 5 Piece Power Tool Tips Set (5/64"-2.0mm, 1.5mm, 2.5mm, 5/64"- 2.0mm ball, 2.5mm ball)	1
1719	FT Camber + Track Width Tool	1
1737	FT Body Scissors	1
3718	12 Inch Nylon Wire Ties	12
3719	6 Inch Nylon Wire Ties	12
3720	8 Inch Nylon Wire Ties	12
3987	FT Droop Gauge	1
6429	Shock Building Tool	1
6956	Molded Tools, Set	1
7494	V2 Stamped Multi Tool	1
7709	4 Inch Nylon Wire Ties	12
91107	13mm Shock Tools	1

:: RePlay Cameras

RP001	Replay XD1080 Complete Camera System	1
RP002	Replay XD720 Complete Camera System	1
RP021	Replay XD1080 Lens Bezel Kit	1
RP022	Replay XD1080 Clear Lens Cover	1
RP023	Replay XD1080 Lens Bezel & Rear Cap O-Ring	1
RP029	Replay XD1080 HDMI to Mini-HDMI	1
RP030	Replay XD1080 Mini 8-pin USB Charge Data Cable	1
RP032	USB DC Car Charger 1A Stubby	1
RP033	USB DC Car Charger 500mAh	1
RP034	Micro SDHC USB Reader	1
RP036	3M VHB 4991 Mount Adhesive for SnapTray	1
RP038	3M VHB 5962 Mount Adhesive for SnapTray	1
RP041	Replay XD Suction Cup Arm Mini Clamp	1
RP042	Replay XD Suction Cup Short Arm Base	1
RP043	Replay XD Skateboard Mount	1
RP044	Replay XD VHB SnapTray, Convex	1
RP045	Replay XD VHB SnapTray, Flat	1
RP046	Au Plug for Universal DC Wall Charger	1
RP047	Eu Plug for Universal DC Wall Charger	1
RP048	Uk Plug for Universal DC Wall Charger	1
RP049	Universal USB DC Wall Charger 1A	1
RP054	Replay ReView Field Monitor	1

:: Contact Information

Associated Electrics, Inc.
26021 Commercentre Drive
Lake Forest, CA 92630-8853 USA
<http://www.TeamAssociated.com>
<http://www.RC10.com>
[http://twitter/Team Associated](http://twitter/TeamAssociated)
<http://bit.ly/AEonFacebook>

call: (949) 544-7500

fax: (949) 544-7501

Check out the following web sites for all of our electric kits, current products, new releases, setup help, tips, and racing info!

www.TeamAssociated.com - www.RC10.com

:: Notes

A large, empty rectangular area intended for taking notes, framed by a thin black border.

:: Notes

Blank area for notes.

Front Suspension

Anti Roll Bar:

- 2.2mm Black
- 2.5mm Silver
- 2.8mm Gold
- 3.0mm Black

Steering System:

- Stock Rack
- Swing Rack
- Bellcrank Rack

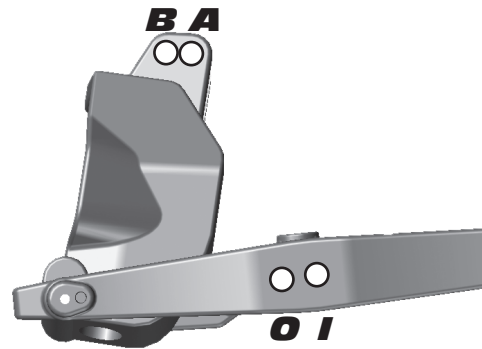


Bumpsteer Washers: _____

Camber: _____

Caster: _____

Toe: _____



Ride Height: _____

Upper Hinge Pin Bushing

Front # _____
Up Down

Rear # _____
Up Down

B-Plate Type

Low Original

Kickup Bushing A-Plate

Up Down

Rear Suspension

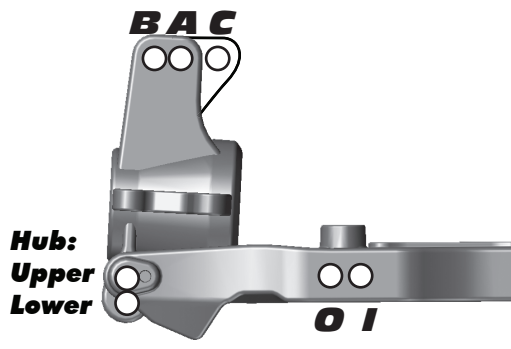
Anti Roll Bar:

- 2.2mm Black
- 2.5mm Silver
- 2.8mm Gold
- 3.0mm Black

Wheelbase:

- Long
- Medium
- Short

Camber: _____



Ride Height: _____

Toe Bushing D-Plate

In Out

Squat Bushing C-Plate

Up Down

Front Shocks

Spring: _____ Shock Cap: _____
Shock Fluid: _____ Length: _____
Piston: _____ Rebound: _____

Rear Shocks

Spring: _____ Shock Cap: _____
Shock Fluid: _____ Length: _____
Piston: _____ Rebound: _____

Chassis Braces / Wheel Hex

Chassis Braces: _____
Pivot Wheel Hex: _____
Molded Narrow
Aluminum Wide

Chassis Weight

Weight: _____

Rear Hubs

Rear Hubs: _____
Standard
CNC FT Alum.

Differentials

Front Diff Fluid: _____
Center Diff Fluid: _____
Rear Diff Fluid: _____
Notes: _____

Drivetrain

Dogbone: _____
CVA: _____

Gearing

Spur Gear: _____
Pinion: _____

Motor / ESC / Batteries

Motor & Wind: _____
ESC: _____
ESC Setting: _____
Batteries: _____

Tires

Tire (F/R): _____ / _____
Compound (F/R): _____ / _____
Inserts (F/R): _____ / _____
Wheel (F/R): _____ / _____
Notes: _____

Radio / Servos

Radio: _____
Steering Servo: _____ Steering Expo: _____
Brake Expo: _____
Initial Brake: _____ Drag Brake: _____
Dual Rate: _____

Race and Vehicle Comments

Qualify: _____ Main: _____ Finish: _____ TQ: _____
Comments: _____

Track Info

Traction: High Medium Low
Surface: Smooth Bumpy Blue Groove
Soft Dirt Grass Clay Wet
Astroturf Dusty Other: _____



**Associated Electrics, Inc.
26021 Commercentre Dr.
Lake Forest, CA 92630 USA**

<http://www.TeamAssociated.com>

<https://www.RC10.com>

https://twitter/Team_Associated

<https://bit.ly/AEonFacebook>

call: (949) 544-7500 - fax: (949) 544-7501

**Check out the following web sites for all of our kits,
current products, new releases, setup help, tips, and racing info!
www.TeamAssociated.com - www.RC10.com**